

SWITCH FUSE UNIT:

Single Pole & Neutral (RW):

HSN CODE: 8537

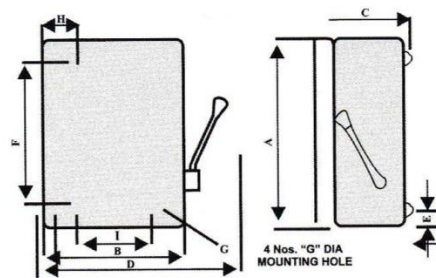
AMT /VOLT	CAT.NO	MRP(RS)
16/240	SF 16A SPN	460.00
32/240	SF 32A SPN	1150.00
63/240	SF 63A SPN	2870.00

Double Pole (RW):

AMT /VOLT	CAT.NO	MRP(RS)
16/240	SF 16A DP	480.00
32/240	SF 32A DP	1160.00
63/240	SF 63A S DP	2915.00


*AVAILABLE IN RWTYPE ONLY

SKETCH & DIMENSION



SWITCH FUSE

SWITCH FUSE	RANGE	A	B	C	D	E	F	G	H	I
	16ADP/SPN	144	109	53	136	14	110	7.0	23	57
	32ADP/SPN	227	143	86	192	23	175	7.0	27.5	81
	63ADP/SPN	335	230	116	300	38.5	258	11	32.5	165



AMP/VOLT

SWITCH FUSES UNIT:

Triple Pole & Neutral (RWHRC):

HSN CODE: 8537

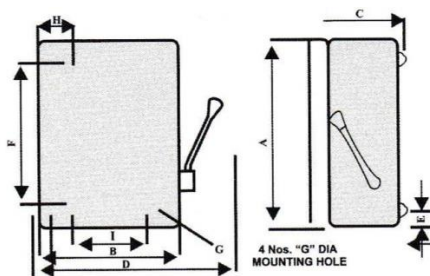
AMT /VOLT	CAT.NO	MRP(RS)
16/415	SF 164 TPN	1350.00
32/415	SF 32A TPN	1650.00
63/415	SF 63A TPN	3680.00
110/415	SF 110A TPN	6640.00

Triple Pole (RWHRC):

AMT /VOLT	CAT.NO	MRP(RS)
16/415*	SF 164 TP	1320.00
32/415	SF 32A TP	1590.00
63/415	SF 63A TP	3530.00
110/415	SF 110A TP	6470.00

* AVAILABLE IN RWTYPE ONLY

SKETCH & DIMENSION




SWITCH FUSE

SWITCHFUSE	RANGE	A	B	C	D	E	F	G	H	I
	16ATP/TPN	226	184	86	230	21	176	7.0	39	97
	32ATP/TPN	238	208	86	245	24	177	7.0	38	122
	63ATP/TPN	335	280	116	350	38.5	258	11	32.5	215
	110ATPffPN	405	335	140	415	32.5	340	11	42.5	250

SPARES FOR SWTTC FUSE (RWHRC TYPE), FUSE SWITCH (HRC TYPE)& ISOLATOR:

HSN CODE: 8538

Description Amp/Volt	161240 DP/SPN	32t240 DP/SPN	63t240 DP/SPN	161415 TP/TPN	32t415 TP/TPN	63/415 TP/TPN	110/415 TP/TPN	200/415 TNC	300/415 TNC	400t 4't5 TNC
Cover Fixing Screw Assy	32	45	65	45	45	65	75	75	75	75
Porcelain Fuse base Assy.	-	-	180	60	70	180	295	-	-	-
DMC Switch Base Assy	-	-	260	85	102	270	400	-	-	-
Fuse Base and Carrie Assy. (Compact)	400	730	-	-	-	-	-	-	-	-
Porcelain Fuse Canier Assy	45	55	160	55	65	160	230	-	-	-
Fixed Contact Clip (Top/Boltom)	-	-	-	-	-	-	-	270	345	410
Fix Contact Assy. (TopiBottom)	-	-	-	-	-	-	-	2160	2290	3610
Insulated Base For Fixed Contact (Top/Botton'1	-	-	-	-	-	-	-	265	320	370
Insulated Base For Loving Contad (Top/Bottom)	-	-	-	-	-	-	-	310	350	500
Moulded Arc Chamber with Cover	-	-	-	-	-	-	-	110	110	205
Moving Contact Blade Assy. (ToP)	-	-	-	-	-	-	-	225	330	785
Moving Contact Blade Assy. (Bottom)	-	-	-	-	-	-	-	400	600	800
Loving Contact Assy.	-	-	-	-	-	-	-	3785	4630	8660
Neutral Link Assy	-	-	-	70	85	280	400	330	400	435
Insulated Spindle Assy. with Blade	95	110	270	125	160	460	660	-	-	-



Terms & Conditions:

Prices are nett. ex-godwon, exclusive of packing, freight & transit insurance char

Prices are subject to charge without prior notice.

Taxes & any other duties / levies (if any) will be extra whatever applicable.

Disputes (if any) are subject to Kolkata Jurisdiction.