

SIEMENS

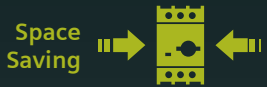
Ingenuity for life



Over 100 years of leadership in switching technology

Low Voltage Control Products

Price List w.e.f. 1st December, 2020



Space Saving

Save up to

30%

more space using compact switching devices

Efficient Engineering



Seamlessly import configuration data and save up to

80%

of time with SIRIUS product data

Quick Wiring



Switching to spring-loaded technology saves **time** and **money**



Tested Combinations

Our pre-tested and pre-assembled switching devices save **time** and **effort** for **configuring, ordering** and **assembly**.



Modular Build

Ordering and storing becomes up to

30%

more economical with the SIRIUS Modular System

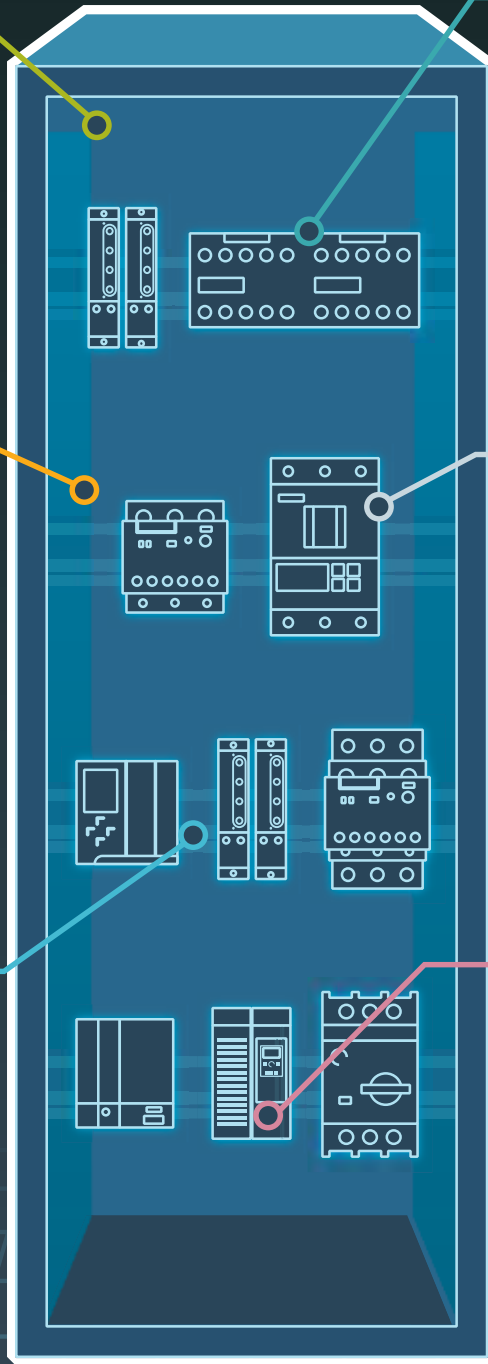


Worldwide Use

Time savings of up to

25%

using the **universally applicable** SIRIUS Modular System




SIRIUS Modular System

The perfect combination



Index

Contents	Page No.
1 Switching Devices	
Contactors Relays - 3RH2 (S00)	5
Latched Contactor Relays (S00)	5
Contactors Relays - 3RH2 (S00) (with Low power consumption coil)	5
Power Contactors - 3RT (S00 to S12)	6
Power Contactors - 3RT (S6 to S12) (with separate coils)	7
Power Contactors - 3RT2 (S0)	7
Energy Efficient Contactors	8
Power Contactors - 3RT20 coupling relays (PLC interface relay)	9
Vacuum Contactors - 3RT12/ 3TF6	10
Power Contactors - 3RT with indication of Remaining LifeTime (RLT)	10
3 Pole AC1 Duty Contactors - 3RT24 & 3RT14	11
4 Pole Power Contactors (4NO main contacts) 3RT23 & 3RT13	11
4 Pole Power Contactors (2NO+2NC main contacts) 3RT25	11
Large Contactors 3RT148	12
Power Contactors with Fail-safe input	13
Communication capable power contactors	14
Solid state switching devices - 3RF	15
Auxiliary contact blocks for 3RT/3RH	15
Accessories for 3RT2 and 3RH2 Contactors (S00 to S3)	16
Accessories for 3 Pole 3RT2 & 3RT1 Contactors (S6 to S12)	19
Accessories for 4 Pole Contactor - 3RT23, 3RT13	20
3RA Load Feeders - ready to assemble kits for DOL	22
3RA Load Feeders - ready to assemble kits for R-DOL	23
3RA Load Feeders - ready to assemble kits for Star-Delta	27
3RV29 Infeed System	31
Reversing contactor Assemblies - 3RA23	32
Star Delta contactor Assemblies - 3RA24	32
Spares of 3RT contactors	33
Contactors relays and power contactors - 3TH, 3TF	35
2 Pole DC power contactors - 3TC	36
Accessories and spares for 3TH, 3TF	36
Spares for 3TC contactors	38
3TS Capacitor duty contactors	40
3TS Converter duty contactors	40
3TS 2 Pole contactors	41
Spares for 3TS Contactors	41
3TS 4 Pole Contactors	42

Contents	Page No.
2 Protection Devices	
Thermal Overload Relays - 3RU	45
Microprocessor based overload relay - 3RB	46
Accessories for 3RU/3RB overload relays	47
Thermal overload relays - 3UA / 3UC / Accessories	49
Motor protection circuit breakers - 3RV	50
Accessories for 3RV	53
Motor protection circuit breakers - 3VS	56
Motor protection circuit breakers - 3VU	57
Accessories for 3VS/3VU	57
3 Motor Starting Devices	
Digital soft starters and accessories - 3RW30/40/50	59
Digital soft starters and accessories - 3RW52/55	60
Digital soft starters and accessories - 3RW40/44	62
3RM1 starter	64
Agriculture and Industrial starters - 3TW/3TE	66
Spares for starters	67
Water level controller	67
4 Timing and Monitoring Devices	
Electronic timers - 3RP	68
Current monitoring relays - 3RR	68
Line monitoring relays - 3UG	68
Thermistor motor protection relays - 3RN2	69
Insulation monitoring relays - 3UG	69
Timing and Monitoring relays - 7PV0 / 7UG0	70
Plug-in-relays - 7RQ	71
5 Commanding and Signaling Devices	
SIRIUS ACT - 3SU	72
Signaling column - 8WN	76
Indicating lamps 3SB5 (complete and modular)	77
Push button - 3SB5	78
Push button stations - 3SB5	79
Accessories - 3SB5	79
6 Detecting Devices	
Position switches - 3SE5	81
Mechanical Safety Switches- 3SE5	84
7 Actuator sensor interface (AS-i)	85
8 SIMOCODE	87
9 Safety Relays & Systems - 3SK1	88
10 Power Quality Solution NEW	90
11 Type-2 Co-ordination Charts	94
12 Available till stocks last	97
13 Discontinued	98
14 Contact Partners	
Customer care	100
Training centres	102
Offices and territory managers	Back cover



- Modular Design
- Space Saving
- Pre-assembled units
- Quick connections
- Efficient configuration
- Universal use



SIRIUS Modular System

The perfect combination



Contactor Relays (Auxiliary contactors)



3RH2 (S00) with "Mechanically linked contact elements"

Screw terminals

Size	Operational Current Ie AC-15 at 230V A	Contacts NO	Contacts NC	AC Coil [§]			DC Coil [®]		
				Type*	Unit LP ¹⁾ ₹	Std. pkg. (nos.)	Type*	Unit LP ¹⁾ ₹	Std. pkg. (nos.)
S00	10	4	-	■ 3RH2140-1A..0	1300.-	1	■ 3RH2140-1B..0	1800.-	1
		3	1	■ 3RH2131-1A..0	1300.-	1	■ 3RH2131-1B..0	1800.-	1
		2	2	■ 3RH2122-1A..0	1300.-	1	■ 3RH2122-1B..0	1800.-	1

§@ Please enter coil codes from table below

* For ordering contactors with spring type terminals, please replace 8th digit from '1' to '2'.



Latched Contactor Relays

Screw terminals

Operational current Ie AC-15 at 230V A	Contacts NO	Contacts NC	AC Coil [§]			DC Coil [®]		
			Type	Unit LP ¹⁾ ₹	Std. pkg. (nos.)	Type	Unit LP ¹⁾ ₹	Std. pkg. (nos.)
10	4	-	3RH2440-1A..0	4585.-	1	3RH2440-1B..0	6095.-	1
	3	1	3RH2431-1A..0	4585.-	1	3RH2431-1B..0	6095.-	1
	2	2	3RH2422-1A..0	4585.-	1	3RH2422-1B..0	6095.-	1

§@ Please enter coil codes from table below

For Latched Power Contactors refer 3RT accessory "Mechanical Latching Blocks" on page no. 17

Spring type terminals are not available for latched contactor relays.

Rated control supply voltages for 3RH21 & 3RH24

\$ AC coil voltage

Code	B0	■ F0	■ P0
Coil voltage 50/60 Hz	24	110	230

@ DC Coil Voltage

Code	■ B4	F4	M4
Coil voltage	24	110	220

1) For ordering contactors with other than above coil voltages, please add Rs. 170/- to the unit LP of standard contactor.

Please contact nearest sales office for other coil voltages

Contactor Relays (with Low power consumption coil)



Auxiliary Contactor - 3RH21 Coupling Relays

Screw terminals

Size	Surge Suppressor	Rated operational current Ie AC-15 at 230 V A	Auxiliary contacts		Type*	Unit LP ₹	Std. pkg. (nos.)
			NO	NC			
Rated control supply voltage Us =24 V DC, Operating range 0.7 to 1.25xUs, Power Consumption 2.8W at 24V DC							
S00	Built in Suppressor Diode	10	4	-	3RH2140-1KB40	2240.-	1
			3	1	3RH2131-1KB40	2240.-	1
			2	2	3RH2122-1KB40	2240.-	1
Rated control supply voltage Us =24 V DC, Operating range 0.85 to 1.85xUs, Power Consumption 1.6W at 24V DC							
S00	Built in Suppressor Diode	10	4	-	3RH2140-1SB40	3190.-	1
			3	1	3RH2131-1SB40	3190.-	1
			2	2	3RH2122-1SB40	3190.-	1

* For ordering contactors with spring type terminals, please replace 8th digit from '1' to '2'

Note: 3RH21 Coupling Relays - Add-on Auxiliary contact blocks not applicable

■ Stock items

LP - List Price

Power Contactors

3RT (S00 to S12) with "Mirror contacts elements"

Screw terminals



Size	AC-3 operational current I _e upto 415V A	Motor rating at 415V, 50Hz kW	Auxiliary contacts	AC Coil ⁵			DC Coil ⁶		
				Type*	Unit LP ¹⁾ ₹	Std. pkg. (nos.)	Type*	Unit LP ¹⁾ ₹	Std. pkg. (nos.)
S00	7	3	1NO	■ 3RT2015-1A..1	1095.-	1	■ 3RT2015-1B..1	1680.-	1
			1NC	■ 3RT2015-1A..2	1095.-	1	■ 3RT2015-1B..2	1680.-	1
	9	4	1NO	■ 3RT2016-1A..1	1150.-	1	■ 3RT2016-1B..1	1845.-	1
			1NC	■ 3RT2016-1A..2	1150.-	1	■ 3RT2016-1B..2	1845.-	1
	12	5.5	1NO	■ 3RT2017-1A..1	1295.-	1	■ 3RT2017-1B..1	2135.-	1
			1NC	■ 3RT2017-1A..2	1295.-	1	■ 3RT2017-1B..2	2135.-	1
16	7.5	1NO	■ 3RT2018-1A..1	1535.-	1	■ 3RT2018-1B..1	2530.-	1	
		1NC	■ 3RT2018-1A..2	1535.-	1	■ 3RT2018-1B..2	2530.-	1	
S0	25	11	1NO+1NC	■ 3RT2026-1A..0	2255.-	1	■ 3RT2026-1B..0	4020.-	1
	32	15	1NO+1NC	■ 3RT2027-1A..0	4400.-	1	■ 3RT2027-1B..0	8220.-	1
	38	18.5	1NO+1NC	■ 3RT2028-1A..0	6355.-	1	■ 3RT2028-1B..0	9725.-	1
	40	18.5	1NO+1NC	■ 3RT2028-1A..00JA0#	6700.-	1	■ 3RT2028-1B..00JA0#	10190.-	1

Size	AC-3 operational current I _e upto 415V A	Motor rating at 415V, 50Hz kW	Auxiliary contacts	AC Coil ⁵			AC/DC Coil ⁶		
				Type	Unit LP ¹⁾ ₹	Std. pkg. (nos.)	Type	Unit LP ¹⁾ ₹	Std. pkg. (nos.)
S2	50	22	1NO+1NC	■ 3RT2036-1A..0	8585.-	1	■ 3RT2036-1N..0	13780.-	1
	65	30	1NO+1NC	■ 3RT2037-1A..0	11930.-	1	■ 3RT2037-1N..0	15615.-	1
	80	37	1NO+1NC	■ 3RT2038-1A..0	14840.-	1	■ 3RT2038-1N..0	19180.-	1
S3	95	45	1NO+1NC	■ 3RT2046-1A..0	17860.-	1	■ 3RT2046-1N..0	22800.-	1
	110	55	1NO+1NC	■ 3RT2047-1A..0	23375.-	1	■ 3RT2047-1N..0	29680.-	1

Size	AC-3 operational current I _e upto 415V A	Motor rating at 415V, 50Hz kW	Auxiliary contacts	AC/DC Coils (Conventional Type) €			AC/DC Coils (Solid-state op. mech for 24V DC operation) €		
				Type	Unit LP ₹	Std. pkg. (nos.)	Type	Unit LP ₹	Std. pkg. (nos.)
S6	115	55	2NO+2NC	■ 3RT10 54-6A.36 8K	23485.-	1	■ 3RT10 54-6N.36	29595.-	1
	150	75	2NO+2NC	■ 3RT10 55-6A.36 8K	30745.-	1	■ 3RT10 55-6N.36	37485.-	1
	185	90	2NO+2NC	■ 3RT10 56-6A.36 8K	39835.-	1	■ 3RT10 56-6N.36	47300.-	1
S10	225	110	2NO+2NC	■ 3RT10 64-6A.36 8K	43225.-	1	■ 3RT10 64-6N.36	52880.-	1
	265	132	2NO+2NC	■ 3RT10 65-6A.36 8K	50590.-	1	■ 3RT10 65-6N.36	60900.-	1
	300	160	2NO+2NC	■ 3RT10 66-6A.36 8K	59360.-	1	■ 3RT10 66-6N.36	70390.-	1
S12	400	200	2NO+2NC	■ 3RT10 75-6A.36 8K	72620.-	1	■ 3RT10 75-6N.36	82560.-	1
	500	250	2NO+2NC	■ 3RT10 76-6A.36 8K	100535.-	1	■ 3RT10 76-6N.36	117970.-	1

\$@€ Please enter coil codes from table below € available with universal operation # 40A Size S0 3RT2028 contactor is available with screw type terminals only
 * For ordering contactors with spring type terminals, please replace 8th digit from '1' to '2' only for size S00, S0.

Rated control supply voltages

(For 3RT2 Change the 10th & 11th digit and for 3RT1 Change the 10th digit of Type no.)

\$ - AC operation 50/60Hz

Contactor type	3RT20 1	3RT20 2	3RT20 3	3RT20 4
Size	S00	S0	S2	S3
24 V AC	B0	C2	C2	C2
■ 110 V AC	F0	G2	G2	G2
■ 230 V AC	P0	L2	L2	L2

@ - DC operation

Contactor type	3RT20 1, 3RH2	3RT20 2	3RT20 3	3RT20 4
Size	S00	S0	S2	S3
■ 24 V DC	B4	B4	-	-
110 V DC	F4	F4	-	-
220 V DC	M4	M4	-	-

€ - Universal operation (AC / DC) for 3RT2 S2, S3 and for 3RT1 S6, S10, S12

Contactor Type	3RT203.-N	3RT204.-N
Size	S2	S3
20...33 V AC/DC	B3	B3
83...155 V AC/DC	F3	F3
175...280 V AC/DC	P3	P3

Contactor Type	3RT1_Conventional Coil
Size	S6, S10, S12
110...127 V AC/DC	F
220...240 V AC/DC	P

Contactor Type	3RT1_Solid-State Coil
Size	S6, S10, S12
96...127 V AC/DC	F
200...277 V AC/DC	P

1) For ordering contactors with other than above coil voltages, please add Rs. 170/- to the unit LP of standard contactor of the same rating.
 Please contact nearest sales office for other coil voltages

Note: All SIRIUS 3RT20 / 3RT10 contactors (with at least 1 NC auxiliary contact) are tested to "Mirror contacts" characteristics in conjunction with auxiliary contacts ever since the launch of product

■ Stock items

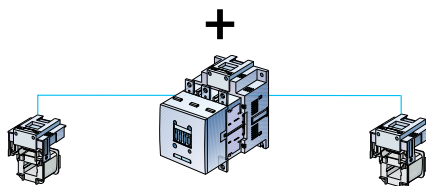
Power Contactors

3RT (S6, S10, S12) with "Mirror contacts elements"

Withdrawable coils and integrated varistor in coil circuit

Contactor without operating coil (Please order coil separately)

Size	AC-3 operational current I _e upto 415V A	Motor rating at 415V, 50Hz kW	Auxiliary contacts	Type	Unit LP ₹	Std. pkg. (nos.)
S6	115	55	2NO+2NC	■ 3RT1054-6LA068K	18340.-	1
	150	75	2NO+2NC	■ 3RT1055-6LA068K	25470.-	1
	185	90	2NO+2NC	■ 3RT1056-6LA068K	34480.-	1
S10	225	110	2NO+2NC	■ 3RT1064-6LA068K	36080.-	1
	265	132	2NO+2NC	■ 3RT1065-6LA068K	43435.-	1
	300	160	2NO+2NC	■ 3RT1066-6LA068K	52280.-	1
S12	400	200	2NO+2NC	■ 3RT1075-6LA068K	60365.-	1
	500	250	2NO+2NC	■ 3RT1076-6LA068K	87940.-	1



Coil - Conventional operating mechanism

Size	Rated control supply voltage U _c 40 to 60 Hz AC, DC V AC/DC	Type	Unit LP ₹	Std. pkg. (nos.)
S6	23...26	■ 3RT1955-5AB318K	4190.-	1
	110...127	■ 3RT1955-5AF318K		1
	220...240	■ 3RT1955-5AP318K		1
	380...420	■ 3RT1955-5AV318K		1
	500...550	■ 3RT1955-5AS31		1
S10	23...26	■ 3RT1965-5AB31	6210.-	1
	110...127	■ 3RT1965-5AF318K		1
	220...240	■ 3RT1965-5AP318K		1
	380...420	■ 3RT1965-5AV318K		1
	500...550	■ 3RT1965-5AS31		1
S12	23...26	■ 3RT1975-5AB31	11635.-	1
	110...127	■ 3RT1975-5AF318K		1
	220...240	■ 3RT1975-5AP318K		1
	380...420	■ 3RT1975-5AV31		1
	500...550	■ 3RT1975-5AS31		1

Coil - Solid state op. mech. (24 V DC PLC o/p)

Size	Rated control supply voltage U _c 40 to 60 Hz AC, DC V AC/DC	Type	Unit LP ₹	Std. pkg. (nos.)
S6	21...27.3	3RT1955-5NB31	8235.-	1
	96...127	3RT1955-5NF31		1
	200...277	■ 3RT1955-5NP31		1
	21...27.3	3RT1965-5NB31		1
S10	96...127	3RT1965-5NF31	12350.-	1
	200...277	■ 3RT1965-5NP31		1
	21...27.3	3RT1975-5NB31		1
S12	96...127	3RT1975-5NF31	16470.-	1
	200...277	■ 3RT1975-5NP31		1

or

NEW Specially designed coil for mining applications offers complete operating range from 400V to 605V AC/DC

3RT2 (S0)

Size	AC-3 operational current I _e upto 415V A	Motor rating at 415V, 50Hz kW	Auxiliary contacts	AC Coil ⁵			DC Coil ⁶		
				Type	Unit LP ¹⁾ ₹	Std. pkg. (nos.)	Type	Unit LP ¹⁾ ₹	Std. pkg. (nos.)
3RT2 Size S0 Contactor									
S0	9	4	1NO + 1NC	■ 3RT2023-1A..0	1390.-	1	■ 3RT2023-1B..0	2305.-	1
	12	5.5	1NO + 1NC	■ 3RT2024-1A..0	1560.-	1	■ 3RT2024-1B..0	2550.-	1
	17	7.5	1NO + 1NC	■ 3RT2025-1A..0	1830.-	1	■ 3RT2025-1B..0	3175.-	1

\$ @ Change the 10th and 11th digit of the Article No.

\$ - AC operation 50/60Hz

Contactor type	3RT20 2
Size	S0
24 V AC	C2
■ 110 V AC	G2
■ 230 V AC	L2

@ - DC operation

Contactor type	3RT20 2
Size	S0
■ 24 V DC	B4
110 V DC	F4
220 V DC	M4

1) For ordering contactors (3RT2 S0) with other than above coil voltages, please add Rs. 170/- to the unit LP of standard contactor of the same rating. Please contact nearest sales office for other coil voltages

■ Stock items

LP - List Price



SIEMENS
Ingenuity for life

Widest Range of Energy Efficient Contactors

When you go for Energy Efficiency improvement of your plant or a machine, just DON'T Stop at big items like Motors, HVAC etc. Generally overlooked product like a CONTACTOR can also contribute much more, when it comes to Energy Efficiency improvement. Explore SIRIUS Innovation Energy Efficient Contactor Portfolio

www.siemens.com/SIRIUS

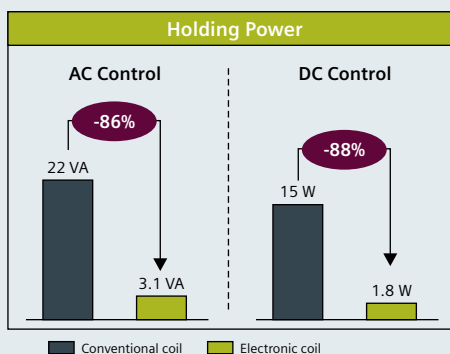
SIRIUS Innovation - Energy Efficient Contactor Portfolio (9A to 500A AC-3)

Contactor coil consumes continuous power as long as in operation



3RT20 | 95A AC-3

Typical Holding Power data comparison



Contactors with Electronic coil can be upto **88%** more

Energy Efficient as compared to conventional AC or DC contactor

Typical Coil Consumption (Holding)

12-38A AC-3 3RT202.-1N..0		
	AC Control	DC Control
Size S0	1.9 VA	1.4 W

50-80A AC-3 3RT203.-1N..0		
	AC Control	DC Control
Size S2	2 VA	1 W

95-110A AC-3 3RT204.-1N..0		
	AC Control	DC Control
Size S3	3.1 VA	1.8 W


115-185A AC-3 3RT105.-6N.36		
	AC Control	DC Control
Size S6	3.5 VA	2.1 W

225-300A AC-3 3RT106.-6N.36		
	AC Control	DC Control
Size S10	5.5 VA	2.8 W

400-500A AC-3 3RT107.-6N.36		
	AC Control	DC Control
Size S12	5.6 VA	3 W

Energy Efficient Power Contactor - 3RT

(Electronic Coil - Universal AC/DC operation)



Screw terminals

Size	Surge Suppressor	AC-3 operational current I _e upto 415V A	Motor rating at 415V, 50Hz kW	Auxiliary contacts		Type*	Unit LP ₹	Std. pkg. (nos.)
				NO	NC			
Extended operating range 0.7 to 1.3 x U _s								
S0	Varistor integrated	9	4	1	1	3RT2023-1N..0	2735.-	1
		12	5.5	1	1	3RT2024-1N..0	3210.-	1
		17	7.5	1	1	3RT2025-1N..0	3640.-	1
		25	11	1	1	3RT2026-1N..0	5085.-	1
		32	15	1	1	3RT2027-1N..0	10410.-	1
		38	18.5	1	1	3RT2028-1N..0	12060.-	1
Extended operating range 0.8 to 1.1 x U _s								
S2	Varistor integrated	50 ... 80	22 ... 37	1	1	refer page no. 6		
S3	Varistor integrated	95 ... 110	45 ... 55	1	1	refer page no. 6		
S6-12	Varistor integrated	115 ... 500	55 ... 250	2	2	refer page no. 6 & 7		

* For ordering contactors with spring type terminals, please replace 8th digit from '1' to '2' only for size S0

Contactor type	3RT202.-1N
Size	S0
21 ... 28 V AC/DC	B3
95 ... 130 V AC/DC	F3
200 ... 280 V AC/DC	P3

Power Contactors - 3RT20 coupling relays (PLC interface relay)



Screw terminals

Size	Surge Suppressor	AC-3 Operational Current I _e upto 415V A	Rating of induction motor at 50 Hz and 415V	Auxiliary contacts		Type*	Unit LP ₹	Std. pkg. (nos.)
				NO	NC			
Rated control supply voltage U _s =24 V DC, Operating range 0.7 to 1.25 x U _s , Holding power consumption 2.8W at 24V DC								
S00	Built in suppressor Diode	7	3	1	-	3RT2015-1KB41	1905.-	1
				-	1	3RT2015-1KB42	1905.-	1
		9	4	1	-	3RT2016-1KB41	2185.-	1
				-	1	3RT2016-1KB42	2185.-	1
		12	5.5	1	-	3RT2017-1KB41	2250.-	1
				-	1	3RT2017-1KB42	2250.-	1
Rated control supply voltage U _s =24 V DC, Operating range 0.7 to 1.25 x U _s , Holding Power Consumption 4.5W at 24V DC								
S0	Varistor integrated	12	5.5	1	1	3RT2024-1KB40	2675.-	1
		17	7.5	1	1	3RT2025-1KB40	4120.-	1
		25	11	1	1	3RT2026-1KB40	5020.-	1
		32	15	1	1	3RT2027-1KB40	8540.-	1
Rated control supply voltage U _s =24 V DC, Operating range 0.8 to 1.2 x U _s , Holding Power Consumption 1W at 24V DC								
S2	Varistor integrated	50	22	1	1	3RT2036-1KB40	14325.-	1
		65	30	1	1	3RT2037-1KB40	16090.-	1
		80	37	1	1	3RT2038-1KB40	19360.-	1
Rated control supply voltage U _s =24V DC, Operating range 0.8 to 1.2 x U _s , Holding Power Consumption 0.9W at 24V DC								
S3	Varistor integrated	95	45	1	1	3RT2046-1KB40	23155.-	1

* For ordering contactors with spring type terminals, please replace 8th digit from '1' to '2' only for size S00, S0
 Add-on Auxiliary contact blocks: S00: Not applicable, S0: Laterally mountable, S2/S3: Front and Laterally mountable

Vacuum Contactors - 3RT12

Benefits

- AC-3 electrical life expectancy of about 2.5 million operation
- Contacts in the tube will not weld. Arc contained, therefore no gas generated nor flash during operation
- No deration of rated current up to 1000V AC for 3RT12 and up to 690V AC for 3TF6
- Visual inspection window for inspection of contact erosion available for 3RT12

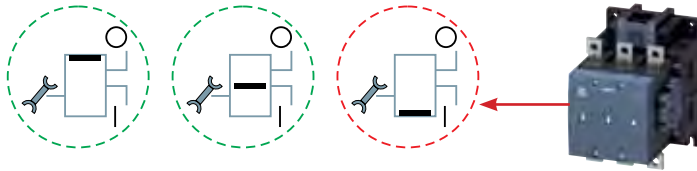
with universal coil (AC/DC) Coils, 2NO+2NC aux. contacts

Contactor size	Rated current Ie (A) AC3 upto 415V	Type [€]	Unit LP ₹	Std. pkg. (nos.)
10	225	3RT1264-6A..6	117390.-	1
10	265	3RT1265-6A..6	138670.-	1
10	300	3RT1266-6A..6	151890.-	1
12	400	3RT1275-6A..6	192035.-	1
12	500	3RT1276-6A..6	249550.-	1

€ Coil voltage (AC/DC) - Please enter coil codes from table below

Code	B3	F3	P3	V3
Coil voltage (V)	23-26	110-127	220-240	380-420

Note: Contactors with Energy Efficient coils available on request



Vacuum Contactors - 3TF6

Size	Rated current (A) Ie AC3 upto 415V	Motor kW at 415V 50Hz, 3ph	AC 50 Hz coil				DC coil			
			Auxiliary contacts	Type Pl. fill in coil voltage code	Unit LP ₹	Std. pkg. (nos.)	Auxiliary contacts	Type Pl. fill in coil voltage code	Unit LP ₹	Std. pkg. (nos.)
14	630	355	4NO + 4NC	3TF6844-0C..	286715.-	1	3NO + 3NC	3TF6833-1D.. ²⁾	323555.-	1
	820	450	4NO + 4NC	3TF6944-0C..	433725.-	1	3NO + 3NC	3TF6933-1D.. ²⁾	489460.-	1

For coil codes & foot note (2) refer page no. 35

Power Contactors - 3RT with indication of Remaining LifeTime (RLT)

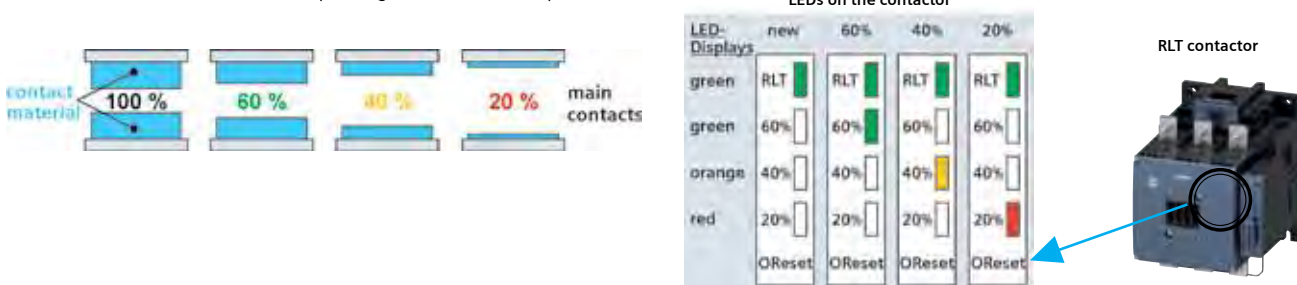
Withdrawable coils and integrated surge suppressor

Benefits

- Early warning to replace contacts
- Optimum utilization of contact material
- Visual inspection of condition of contacts no longer necessary
- Reduction of operating costs
- Optimum planning of maintenance schedules
- Avoidance of unforeseen plant downtimes

Size	AC-3 Operational Current Ie upto 415 V ¹⁾ A	Motor rating at 415V, 50Hz kW	Auxiliary contacts	Rated control supply voltage U _c 40 to 60 Hz AC, DC V AC/DC	Type	Unit LP ₹	Std. pkg. (nos.)
S6	115	55	1NO+1NC	96...127	3RT1054-1PF35	35915.-	1
			1NO+1NC	220...277	3RT1054-1PP35	35915.-	
	150	75	1NO+1NC	96...127	3RT1055-6PF35	43495.-	1
			1NO+1NC	220...277	3RT1055-6PP35	43495.-	
S10	185	90	1NO+1NC	96...127	3RT1056-6PF35	53230.-	1
			1NO+1NC	220...277	3RT1056-6PP35	53230.-	
	225	110	1NO+1NC	96...127	3RT1064-6PF35	57365.-	1
			1NO+1NC	220...277	3RT1064-6PP35	57365.-	
S12	265	132	1NO+1NC	96...127	3RT1065-6PF35	65345.-	1
			1NO+1NC	220...277	3RT1065-6PP35	65345.-	
	300	160	1NO+1NC	96...127	3RT1066-6PF35	74775.-	1
			1NO+1NC	220...277	3RT1066-6PP35	74775.-	
S12	400	200	1NO+1NC	96...127	3RT1075-6PF35	86215.-	1
			1NO+1NC	220...277	3RT1075-6PP35	86215.-	
	500	250	1NO+1NC	96...127	3RT1076-6PF35	127765.-	1
			1NO+1NC	220...277	3RT1076-6PP35	127765.-	

1) For size S6 to S12 size contactors, operating current Ie is valid up to 500V



3 Pole AC1 Duty Contactors



Size	AC-1 operational current I _e upto 690V A	AC Coil [§]			AC/DC Coil [€]		
		Type	Unit LP ₹	Std. pkg. (nos.)	Type	Unit LP ₹	Std. pkg. (nos.)
S3	140	3RT24461A..0	17495.-	1	3RT2446-1N..0	22230.-	1

Size	AC-1 operational current I _e upto 690V A	Auxiliary Contacts	Type [€]	Unit LP ₹	Std. pkg. (nos.)
S6	275	2NO+2NC	3RT1456-6A..68K	42790.-	1
S10	400	2NO+2NC	3RT1466-6A..68K	58375.-	1
S12	690	2NO+2NC	3RT1476-6A..68K	121090.-	1

4 Pole Power Contactors



With 4NO main contacts

Contactor size	Rated current I _e (A) AC1, 415V	Auxiliary Contacts		AC Coil [§]			DC Coil [®]		
		NO	NC	Type	Unit LP ₹	Std. pkg. (nos.)	Type	Unit LP ₹	Std. pkg. (nos.)
S00	18	-	-	3RT2316-1A..0	1935.-	1	3RT2316-1B..0	3140.-	1
	22	-	-	3RT2317-1A..0	2010.-	1	3RT2317-1B..0	3345.-	1
S0	30	1	1	3RT2324-1A..0	2100.-	1	3RT2324-1B..0	3550.-	1
	35	1	1	3RT2325-1A..0	2235.-	1	3RT2325-1B..0	4000.-	1
	40	1	1	3RT2326-1A..0	3470.-	1	3RT2326-1B..0	6165.-	1
	50	1	1	3RT2327-1A..0	4195.-	1	3RT2327-1B..0	7855.-	1
S2	60	1	1	3RT2336-1A..0	9250.-	1	3RT2336-1N..0 [€]	11485.-	1
	110	1	1	3RT2337-1A..0	15485.-	1	3RT2337-1N..0 [€]	17325.-	1
S3	140	1	1	3RT2346-1A..0	17210.-	1	3RT2346-1N..0 [€]	22255.-	1
	160	1	1	3RT2348-1A..0	19960.-	1	3RT2348-1N..0 [€]	23655.-	1

With 4NO main contacts



Size	AC-1 operational current I _e upto 690V A	Auxiliary Contacts	Type [€]	Unit LP ₹	Std. pkg. (nos.)
S6	200	2NO+2NC	3RT1355-6A..6	34905.-	1
S10	275	2NO+2NC	3RT1363-6A..6	51620.-	1
	350	2NO+2NC	3RT1364-6A..6	66325.-	1
S12	400	2NO+2NC	3RT1373-6A..6	76910.-	1
	500	2NO+2NC	3RT1374-6A..6	93170.-	1
	525	2NO+2NC	3RT1375-6A..6	103955.-	1

With 2NO+2NC main contacts



size	AC-1 operational current I _e upto 415V A	Auxiliary Contacts		AC Coil [§]			DC Coil [®]		
		NO	NC	Type	Unit LP ₹	Std. pkg. (nos.)	Type	Unit LP ₹	Std. pkg. (nos.)
S00	18	-	-	3RT2516-1A..0	2160.-	1	3RT2516-1B..0	2810.-	1
	22	-	-	3RT2517-1A..0	2535.-	1	3RT2517-1B..0	4145.-	1
S0	40	1	1	3RT2526-1A..0	4270.-	1	3RT2526-1B..0	7720.-	1
	60	1	1	3RT2535-1A..0	11200.-	1	3RT2535-1N..0 [€]	14620.-	1
S2	70	1	1	3RT2536-1A..0	14450.-	1	3RT2536-1N..0 [€]	16590.-	1
	100	1	1	3RT2544-1A..0	16190.-	1	3RT2544-1N..0 [€]	19135.-	1
S3	125	1	1	3RT2545-1A..0	18030.-	1	3RT2545-1N..0 [€]	22715.-	1

Rated control supply voltage (Change of the 10th and 11th digit of the Article No.)

§ - AC operation 50/60Hz

@ - DC operation

Contactor type	3RT23, 3RT25			3RT23, 3RT25, 3RT24
	S00	S0	S2	S3
24 V AC	B0	C2	C2	C2
110 V AC	F0	G2	G2	G2
230 V AC	P0	L2	L2	L2

Contactor type	3RT23, 3RT25	
	Size	S00, S0
24 V DC		B4
110 V DC		F4
220 V DC		M4

€ - Universal operation AC / DC

Contactor type	3RT23, 3RT25, 3RT24
Size	S2, S3
20 ... 33	B3
175 ... 280	P3

Contactor Type	3RT13
Size	S6, S10, S12
24 ... 60	E3
48 ... 130	F3
100 ... 250	P3
250 ... 500	R3

Contactor type	3RT 14
Size	S6, S10, S12
20 ... 26	B3
110 ... 127	F3
220 ... 240	P3

SIEMENS

Ingenuity for life



SIRIUS 3RT14, 3-pole

Large contactors for high currents

www.siemens.com/SIRIUS

NEW

Type*	Rating data		Lateral Auxiliary Contacts		Rated control supply voltage U	
	Operating Current I_e (A) AC1	Rated voltage U_e	NO	NC	V (AC 50/60 Hz)	V (DC)
3RT1481-6AF36 3RT1481-6AP36	900A	1000V	2	2	100...127 200...240	100...110 200...220
3RT1482-6AF36 3RT1482-6AP36	1050A	1000V	2	2	100...127 200...240	100...110 200...220
3RT1483-6AP36	1260A	1000V	2	2	100...240	100...220
3RT1485-6AP36	1700A	1000V	2	2	100...240	100...220
3RT1486-6AP36	2100A	1000V	2	2	100...240	100...220
3RT1487-6AP36	2650A	1000V	2	2	100...240	100...220

*Price on request

SIEMENS

Ingenuity for life



The world's first contactor with maximum benefits in safety applications!

SIRIUS Innovation contactors from size S6 to S12 (55 to 250kW) has been now expanded to include versions suitable for direct control from fail-safe controllers and safety relays which is first of its kind in the market.

This makes it possible to attain SIL 2 and/or PL c with just one contactor and SIL 3 and/or PL e with two contactors in series according to IEC 62061 and ISO 13849-1

www.siemens.com/SIRIUS

Advantages at a glance

- 01 Digital input directly on board**
First contactor with certified, digital input for activation from fail-safe or standard controllers
- 02 Time & Cost saving**
Reduced wiring and configuration efforts
Cost optimization of additional coupling level
- 03 Maximum Safety level**
Certified inputs enables devices to be used up to the highest safety level (SIL 3 / PLe)
- 04 Everything from single source**
Complements safety solutions offered by the SIRIUS modular system

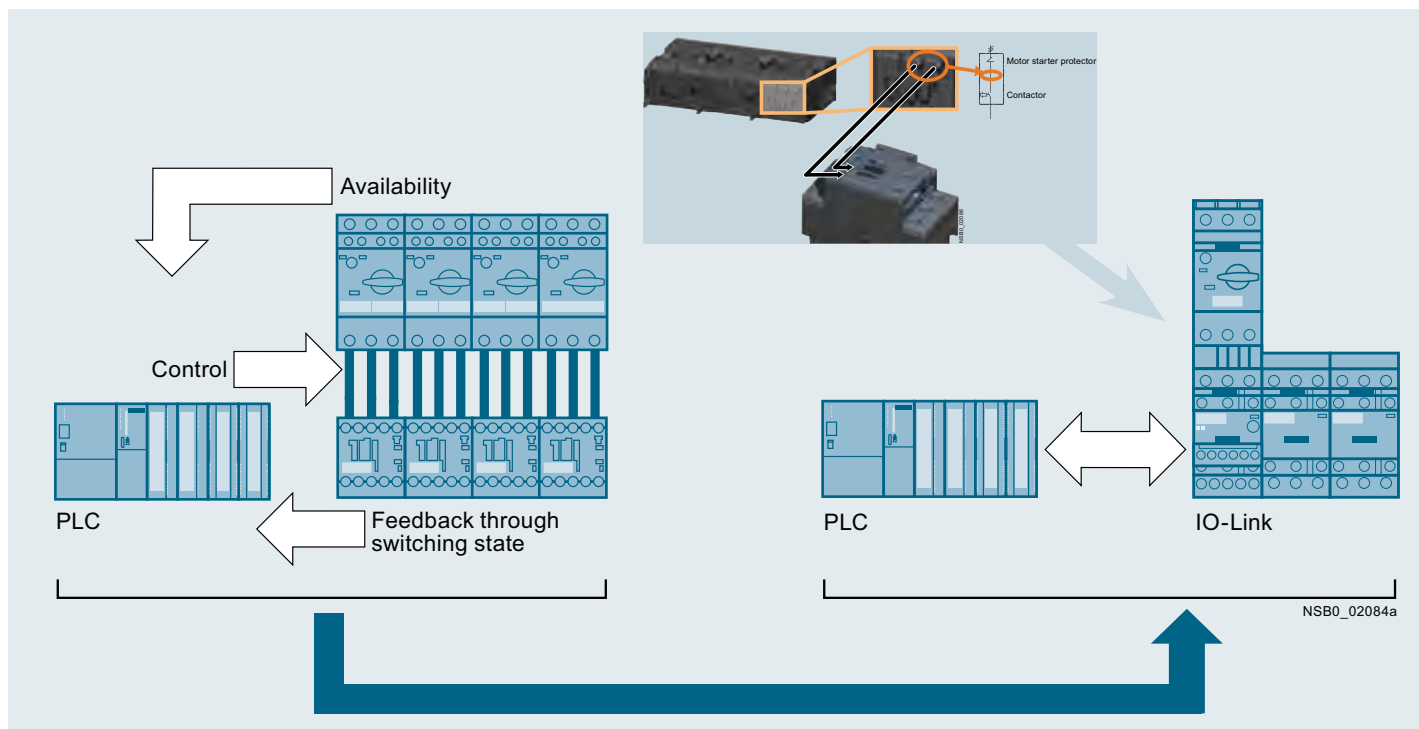


S6 S10 S12

SIRIUS Innovation Contactors with fail-safe input

Size	AC-3 operational current I _e upto 415V A	Motor rating at 415V, 50Hz kW	Permanently Mounted Auxiliary Contacts	Rated control supply voltages U _s AC/DC	Type	Unit LP ₹	Std Pkg. (nos.)
S6	115	55	2NO+2NC	96...127	3RT1054-6SF36-3PA0	33145.-	1
				220...227	3RT1054-6SP36-3PA0	33145.-	
	150	75	2NO+2NC	96...127	3RT1055-6SF36-3PA0	41980.-	1
				220...227	3RT1055-6SP36-3PA0	41980.-	
	185	90	2NO+2NC	96...127	3RT1056-6SF36-3PA0	51090.-	1
				220...227	3RT1056-6SP36-3PA0	51090.-	
S10	225	110	2NO+2NC	96...127	3RT1064-6SF36-3PA0	57110.-	1
				220...227	3RT1064-6SP36-3PA0	57110.-	
	265	132	2NO+2NC	96...127	3RT1065-6SF36-3PA0	65770.-	1
				220...227	3RT1065-6SP36-3PA0	65770.-	
	300	160	2NO+2NC	96...127	3RT1066-6SF36-3PA0	74615.-	1
				220...227	3RT1066-6SP36-3PA0	74615.-	
S12	400	200	2NO+2NC	96...127	3RT1075-6SF36-3PA0	87520.-	1
				220...227	3RT1075-6SP36-3PA0	87520.-	
	500	250	2NO+2NC	96...127	3RT1076-6SF36-3PA0	125050.-	1
				220...227	3RT1076-6SP36-3PA0	125050.-	

Communication capable power contactors



Rated control supply voltage $U_s = 24\text{ V DC}$
Screw terminals



Size	AC-3 Operational Current I_e upto 415V		Motor rating at 415V, 50 Hz	Auxiliary contacts	Type*	Unit LP ₹	Std. pkg. (nos.)
	A	kW					
S00	7	3		1NO	3RT2015-1BB41-0CC0	2010.-	1
				1NC	3RT2015-1BB42-0CC0		
	9	4		1NO	3RT2016-1BB41-0CC0	2210.-	1
				1NC	3RT2016-1BB42-0CC0		
	12	5.5		1NO	3RT2017-1BB41-0CC0	2545.-	1
				1NC	3RT2017-1BB42-0CC0		
16	7.5		1NO	3RT2018-1BB41-0CC0	3035.-	1	
			1NC	3RT2018-1BB42-0CC0			
S0	9	4		1NO + 1NC	3RT2023-1BB40-0CC0	2695.-	1
	12	5.5		1NO + 1NC	3RT2024-1BB40-0CC0	2960.-	1
	17	7.5		1NO + 1NC	3RT2025-1BB40-0CC0	4185.-	1
	25	11		1NO + 1NC	3RT2026-1BB40-0CC0	5110.-	1
	32	15		1NO + 1NC	3RT2027-1BB40-0CC0	8595.-	1
	38	18.5		1NO + 1NC	3RT2028-1BB40-0CC0	11825.-	1
S2	50	22		1NO + 1NC	3RT2036-1NB30-0CC0 [€]	14325.-	1
	65	30		1NO + 1NC	3RT2037-1NB30-0CC0 [€]	16140.-	1
	80	37		1NO + 1NC	3RT2038-1NB30-0CC0 [€]	19765.-	1
S3	95	45		1NO + 1NC	3RT2046-1NB30-0CC0 [€]	24700.-	1
	110	55		1NO + 1NC	3RT2047-1NB30-0CC0 [€]	31480.-	1

*For ordering contactors with spring type terminals, please replace 8th digit from '1' to '2' for S00, S0
[€] - Universal operation 20...33V AC / DC

Solid state switching devices - 3RF

Solid state contactless switching for application requiring frequent switching

- Compact 22.5mm design with built in LED & finger touch proof protection
- Blocking voltage 1200V

- Main voltage 48-460V AC
- Control voltage 4-30V DC
- Zero point switching



Rated current AC51 (max)	Type	Unit LP ₹	Std. pkg. (kits)
20	3RF2120-1AA45 [§]	2290.-	1
30	3RF2130-1AA45 [§]	3540.-	1
50	3RF2150-1AA45 [§]	5885.-	1
70	3RF2170-1AA45 [§]	6830.-	1
90	3RF2190-1AA45 [§]	8450.-	1

§ To be used along with suitable heatsink, other voltages upon enquiry

Contact your nearest Siemens partner to know more about

- 3RF20 solid state relays with 45mm design for resistive loads
- 3RF23 single phase solid state contactors with built in heatsink for resistive/inductive loads
- 3RF24 three phase solid state contactors with built-in heat sink for resistor loads upto 50A
- Add on function modules to achieve extended functionality

Accessories for 3RH2 & 3RT2 contactors (S00 / S0 / S2 / S3)

Auxiliary Contact Blocks (S00 / S0 / S2 / S3)

for snapping onto the front

For	NO	NC	Type*	Unit LP ₹	Std. pkg. (nos.)
S00 / S0 / S2 / S3	1	-	3RH2911-1HA10	265.-	1
	-	1	3RH2911-1HA01		1
	2	-	3RH2911-1HA20	365.-	1
	1	1	3RH2911-1HA11		1
	-	2	3RH2911-1HA02		1
	2	2	3RH2911-1HA22		1
	3	1	3RH2911-1HA31	655.-	1
	4	-	3RH2911-1FA40		1



* For ordering auxiliary contact blocks with Spring type terminals, please replace 8th digit from '1' to '2'

Laterally mountable auxiliary switch blocks on left and / or right

For	NO	NC	Type*1)	Unit LP ₹	Std. pkg. (nos.)
S00 / S0 / S2 / S3	-	2	3RH2921-1DA02	785.-	1
	1	1	3RH2921-1DA11		1
	2	-	3RH2921-1DA20		1



* For ordering auxiliary contact blocks with Spring type terminals, please replace 8th digit from '1' to '2'

1) Only left side mounting possible for 3RH2 contactor relays

Accessories for 3 Pole 3RT1 contactors (S6 - S12)

Auxiliary Contact Blocks (S6 - S12)

Size	NO	NC	#NO	*NC	Type	Unit LP ₹	Std. pkg. (nos.)
1 Pole Front mounted Auxiliary Contact blocks S6 - S12 (3RT1.5 ... 3RT1.7)							
S6 - S12	1	-	-	-	3RH1921-1CA10	195.-	10
	-	1	-	-	3RH1921-1CA01		10
	-	-	1	-	3RH1921-1CD10	390.-	10
	-	-	-	1	3RH1921-1CD01		10
2 Pole First Laterally mountable Auxiliary Contact blocks S6 - S12 (3RT1.5 ... 3RT1.7)							
S6 - S12	2	-	-	-	3RH1921-1EA20	835.-	1
	1	1	-	-	3RH1921-1EA11		1
	-	2	-	-	3RH1921-1EA02		1
2 Pole Second Laterally mountable Auxiliary Contact blocks S6 - S12 (3RT1.5 ... 3RT1.7)							
S6 - S12	2	-	-	-	3RH1921-1KA20	835.-	1
	1	1	-	-	3RH1921-1KA11		1
	-	2	-	-	3RH1921-1KA02		1



Delayed actuation

Accessories for 3RT2 and 3RH2 Contactors (S00, S0, S2, S3)

Surge suppressors

Screw and spring terminals

Size	For Contactor	Version	AC Operation	DC Operation	Type	Unit LP ₹	Std. pkg. (nos.)
			Rated control supply voltage (U _c)				
			V AC	V DC			
for 3RH2 & 3RT2 Size S00							
S00	3RT2.1 & 3RH2.	Varistors (with LED)	24 ... 48	12 ... 24	■ 3RT2916-1JJ00	600.-	1
			48 ... 127	24 ... 70	■ 3RT2916-1JK00		1
			127 ... 240	70 ... 150	■ 3RT2916-1JL00		1
			--	150 ... 250	3RT2916-1JP00		1
		RC Elements	24 ... 48	24 ... 70	3RT2916-1CB00		1
			48 ... 127	70 ... 150	3RT2916-1CC00		1
			127 ... 240	150 ... 250	3RT2916-1CD00		1
		Diode assemblies	--	12 ... 250	3RT2916-1EH00		1
		Diode with LED	--	24 ... 70	3RT2916-1LM00		1
		Additional load modules	180 ... 255	--	3RT2916-1GA00		1
for 3RT2 Size S0							
S0	3RT2.2	Varistors	24 ... 48	24 ... 70	■ 3RT2926-1BB00	795.-	1
			48 ... 127	70 ... 150	■ 3RT2926-1BC00		1
			127 ... 240	150 ... 250	■ 3RT2926-1BD00		1
			240 ... 400	--	■ 3RT2926-1BE00		1
		RC Elements	24 ... 48	24 ... 70	3RT2926-1CB00		1
			48 ... 127	70 ... 150	3RT2926-1CC00		1
			127 ... 240	150 ... 250	3RT2926-1CD00		1
			240 ... 400	--	3RT2926-1CE00		1
		Diode assemblies	--	24	3RT2926-1ER00		1
		--	30 ... 250	3RT2926-1ES00	1		
		Varistor with LED	127 ... 240	70 ... 150	3RT2926-1JL00		1
		for 3RT2 Size S2 & S3					
S2, S3	3RT2.3 3RT2.4	Varistors ¹⁾	24 ... 48	--	■ 3RT2936-1BB00	930.-	1
			48 ... 127	--	■ 3RT2936-1BC00		1
			127 ... 240	--	■ 3RT2936-1BD00		1
			240 ... 400	--	■ 3RT2936-1BE00		1
			400 ... 600	--	3RT2936-1BF00		1
		Diode assemblies	--	24	3RT2936-1ER00		1
			--	30 ... 250	3RT2936-1ES00		1
		Varistors with LED	127 ... 240	70 ... 150	3RT2936-1JL00		1
for 3RT2 Size S2 - RC Element							
S2	3RT2.3	RC Elements	24 ... 48	24 ... 70	3RT2936-1CB00	930.-	1
			48 ... 127	70 ... 150	3RT2936-1CC00		1
			127 ... 240	150 ... 250	3RT2936-1CD00		1
			240 ... 400	--	3RT2936-1CE00		1
for 3RT2 Size S3 - RC Element							
S3	3RT2.4	RC Elements	24 ... 48	24 ... 70	3RT2946-1CB00	930.-	1
			48 ... 127	70 ... 150	3RT2946-1CC00		1
			127 ... 240	150 ... 250	3RT2946-1CD00		1
			240 ... 400	--	3RT2946-1CE00		1

1) In 3RT2 universal coil varistor is in-built

Sealable Covers

Size	For Contactor	Type	Unit LP ₹	Std. pkg. (nos.)
S00, S0, S2, S3	3RT2 & 3RH2®	3RT2916-4MA10	190.-	1 pack = 5 units

@ Exception: Contactors and contactor relays auxiliary switch block mounted onto the front

Safety main current connectors for 2 contactors

Size	For Contactor	Type	Unit LP ₹	Std. pkg. (nos.)
S00	3RT2	3RA2916-1A	1155.-	1
S0		3RA2926-1A		1
S2		3RA2936-1A		1

■ Stock items



Accessories for 3RT2 and 3RH2 Contactors (S00, S0, S2, S3)

Coil terminal modules for S0, S2, S3

Size	For Contactor	Type	Unit LP ₹	Std. pkg. (nos.)
Connection from top	3RT2	3RT2926-4RA11	350.-	1
Connection from below		3RT2926-4RB11		1
Connection diagonally		3RT2926-4RC11		1



Coupling links for control by PLC

for mounting onto the coil terminals of the contactors

Size	For Contactor	Mounting	Type	Unit LP ₹	Std. pkg. (nos.)
S0	3RT2.2	onto the coil terminals of the contactors	3RH2924-1GP11	1850.-	1
S00, S0, S2, S3	3RT2	onto the contactors	3RH2914-1GP11	1890.-	1



LED modules for indicating the contactor function

Size	For Contactor	Type	Unit LP ₹	Std. pkg. (nos.)
S00 - S3	3RT2	3RT2926-1QT00	630.-	1 pack = 5 units



Links for paralleling


Size	For Contactor	Version	Max. Conductor cross-sections mm ²	Type	Unit LP ₹	Std. pkg. (nos.)
S00	3RT20 1	3-Pole with connection terminal	25 (stranded)	3RT1916-4BB31	415.-	1
S0	3RT20 2		50 (stranded)	3RT1926-4BB31	700.-	1
S2	3RT20 3		120 (stranded)	3RT1936-4BB31	830.-	1
S3	3RT20 4		185 (stranded)	3RT1946-4BB31	2280.-	1
S00	3RT23 1 & 3RT25 1	4-Pole with connection terminal	25 (stranded)	3RT1916-4BB41	630.-	1



Screw adapters for easy screw fixing

2 units required per contactor

Size	Type	Unit LP ₹	Std. pkg. (nos.)
S0	3RT1926-4P	25.-	1 pack = 10 units



OFF-Delay Devices

Size	Rated control supply voltage U _s V	Type	Unit LP ₹	Std. pkg. (nos.)
3RT2. 1, 3RT2. 2, 3RH2. . . -1BF40	110 AC/DC	3RT2916-2BK01	4200.-	1
3RT2. 1, 3RT2. 2, 3RH2. . . -1BM40	220 / 230 AC/DC	3RT2916-2BL01		1
3RT2. 1, 3RT2. 2, 3RH2. . . -1BB40	24 DC	3RT2916-2BE01		1



Mechanical latching blocks

Size	For Contactor	Rated control supply voltage U _s V	Type	Unit LP ₹	Std. pkg. (nos.)
S0	3RT2.2	24 AC/DC	3RT2926-3AB31	2675.-	1
		110 AC/DC	3RT2926-3AF31		1
		230 AC/DC	3RT2926-3AP31		1



Accessories for 3RT2 and 3RH2 Contactors (S00, S0, S2, S3)



Pneumatic delay blocks

for snapping onto the front of size S0 contactors

For Contactor	Function	Auxiliary contacts	Time setting range t Sec	Type	Unit LP ₹	Std. pkg. (nos.)
3RT2.2	ON-Delay	1NO + 1NC	0.1 ... 30	3RT2926-2PA01	2310.-	1
			1 ... 60	3RT2926-2PA11		1
	OFF-Delay	1NO + 1NC	0.1 ... 30	3RT2926-2PR01	2760.-	1
			1 ... 60	3RT2926-2PR11		1



Solid state timer block

for snapping onto the front (S00, S0, S2, S3)

Function	For contactors	Auxiliary contacts	Rated control supply voltage U _c , 50/60 Hz V	Time setting range t Sec	Type*	Unit LP ₹	Std. pkg. (nos.)
On-Delay (Varistor integrated)	3RT2 3RH21 3RH24	1CO	24 ... 240 VAC/DC	0.05 ... 100	3RA2813-1AW10	2345.-	1
		1NO + 1NC			3RA2813-1FW10		1
OFF-Delay without auxiliary voltage (Varistor integrated)		1CO	24 ... 240 VAC/DC	0.05 ... 100	3RA2815-1AW10	2800.-	1
		1NO + 1NC			3RA2815-1FW10		1
OFF-Delay with auxiliary voltage (Varistor integrated)	1CO	24 ... 240 VAC/DC	0.05 ... 100	3RA2814-1AW10	3185.-	1	
	1NO + 1NC			3RA2814-1FW10		1	

Solid state timer block with semiconductor output

for snapping onto the front (S00, S0)

Function	For contactors [#]	Auxiliary contacts	Rated control supply voltage U _c , 50/60 Hz V	Time setting range t Sec	Type*	Unit LP ₹	Std. pkg. (nos.)
On-Delay (Varistor integrated)	3RT2 3RH21 3RH24	–	24 ... 240 VAC/DC	0.05 ... 100	3RA2811-1CW10	2550.-	1
OFF-Delay with auxiliary voltage		–			24 ... 240 VAC/DC		

Cannot be fitted onto coupling relays. Also available for 3RT2 S2 & S3 on request

Version	SIRIUS function modules		SIRIUS function modules for IO-Link		SIRIUS function modules for AS-Interface	
	A	Unit LP ₹	B	Unit LP ₹	C	Unit LP ₹
Direct on line starting (S00, S0, S2, S3)	*Pls refer above table for type reference (Solid state timer block with semiconductor output)		3RA2711-1AA00*	4160.-	3RA27121AA00*	4575.-
Reversing starting (S00, S0, S2, S3)	for complete feeder refer page no. 23-24		3RA2711-1BA00*	7850.-	3RA2712-1BA00*	8630.-
Star delta starting (S00, S0, S2, S3)	3RA2816-0EW20	4850.-	3RA2711-1CA00*	12150.-	3RA2712-1CA00*	13405.-

*For ordering with spring type terminals, please replace 8th digit from '1' to '2'

Accessories for 3 Pole, 3RT2 & 3RT1 Contactors

Surge Suppressor for 3Pole 3RT1 (S6..S12)

Size	Version	AC Operation	DC Operation	Type	Unit LP ₹	Std. pkg. (nos.)
		Rated control supply voltage (U _c)				
		V AC	V DC			
S6, S10, S12	RC Elements*	24 ... 48	24 ... 70	3RT1956-1CB00	1620.-	1
		48 ... 127	70 ... 150	3RT1956-1CC00		1
		127 ... 240	150 ... 250	3RT1956-1CD00		1
		240 ... 400	–	3RT1956-1CE00		1
		400 ... 600	–	3RT1956-1CF00		1



Contactors coils (Size S6 to S12) comes with in-built varistor

* for connecting to with-drawable coils with screw terminal type connection

Box terminal blocks

Size	For Contactor	Version	Type	Unit LP ₹	Std. pkg. (nos.)
S6	3RT105	For round and ribbon cables (Upto 70 mm ²)	3RT1955-4G	1560.-	1
		For round and ribbon cables (Upto 120 mm ²)	3RT1956-4G	2200.-	1
		Auxiliary conductor connection for box terminals	3TX7500-0A	860.-	1
S10 / S12	3RT106 & 3RT107	Upto 240 mm ² with auxiliary conductor connection	3RT1966-4G	6230.-	1



Covers

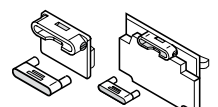
Terminal covers for box terminals

Size	For Contactor	Version	Type	Unit LP ₹	Std. pkg. (nos.)
S3	3RT204	3 Pole	3RT2946-4EA2	520.-	1
S6	3RT105	Length of 25 mm	3RT1956-4EA2	830.-	1
S10 / S12	3RT106 & 3RT107	Length of 30 mm	3RT1966-4EA2	1465.-	1
Terminal covers for cable lugs and busbar connection					
S3	3RT204	Length of 55 mm	3RT1946-4EA1	740.-	1
S6	3RT105	Length of 100 mm	3RT1956-4EA1	1420.-	1
S10 / S12	3RT106 & 3RT107	Length of 120 mm	3RT1966-4EA1	1875.-	1
Busbar cover between contactor and 3RB2 overload relay or wiring module for contactor assemblies					
S10 / S12	3RT106 & 3RT107	Length of 42 mm	3RT1966-4EA3	1245.-	1
For busbar cover of the flat line connectors for reversing and wye-delta assemblies					
S6	3RT105	Length of 38 mm	3RT1956-4EA4	1145.-	1



Sealable Covers

Size	For Contactor	Type	Unit LP ₹	Std. pkg. (nos.)
S6, S10, S12	3RT105, 3RT106 & 3RT107	3RT1926-4MA10	85.-	1 pack = 5 units



Accessories for 3 Pole, 3RT2 & 3RT1 Contactors

Links for paralleling

Size	For Contactor	Version	Type	Unit LP ₹	Std. pkg. (nos.)
S3	3RT204	3-Pole with through hole (Star Jumpers)	3RT1946-4BB31	2280.-	1
S6	3RT1		3RT1956-4BA31	1245.-	1
S10 / S12	3RT1		3RT1966-4BA31	1660.-	1



Accessories for 3RT12

Description	Type	Unit LP ₹	Std. pkg. (nos.)
Line voltage surge suppressors			
upto 690V AC	3RT1966-1PV3	7445.-	1
upto 1000V AC	3RT1966-1PV4	10880.-	1
Auxiliary contact blocks			
second, 2NO	3RH1921-1KA20	835.-	1
second, 1NO+1NC	3RH1921-1KA11		1
second, 2NC	3RH1921-1KA02		1
Mechanical interlock mechanism	3RA1954-2A	2260.-	1
Coil surge suppressor			
RC element, for 110V-127V coil	3RT1956-1CC00	1620.-	1
RC element, for 220V-240V coil	3RT1956-1CD00		1

Accessories for 4 Pole Contactor - 3RT23 / 3RT13

Mechanical interlock for 3RT23

Contactor size	Type	Description	Unit LP ₹	Std. pkg. (nos.)
S00-S00	3RA2912-2H	Mechanical interlock & 2 Connecting Clips	395.-	1
S0-S0	3RA2922-2H	Mechanical interlock & 2 Connecting Clips	395.-	1
S2-S2 ¹⁾	3RA2934-2B	Mechanical interlock	445.-	1
	3RA2932-2G	2x Connecting Clips	220.-	10
S3-S3 ¹⁾	3RA2934-2B	Mechanical interlock	445.-	1
	3RA2942-2G	2x Connecting Clips	250.-	10

1) for 3RT23 S2 & S3 reversing combination both Mechanical interlock & 2x Connecting Clips need to be ordered

Mechanical interlock for 3RT13

Contactor size	Type	Description	Unit LP ₹	Std. pkg. (nos.)
S6-S6	3RA1954-3A	Mechanical interlock for 3RT13	2260.-	1
S10-S10				
S12-S12				

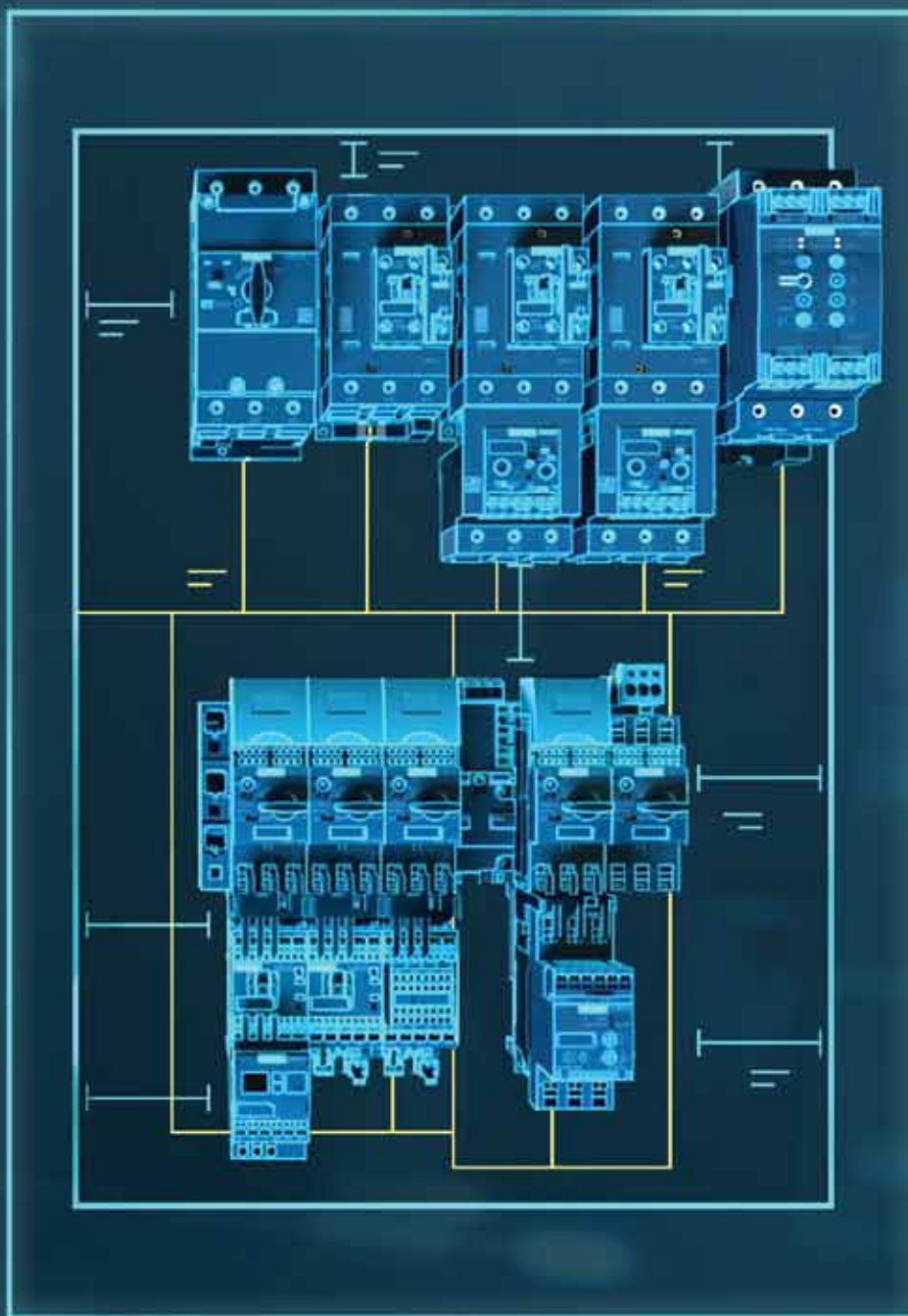
Terminal Covers for 3RT13

Contactor size	Type	Description	Unit LP ₹	Std. pkg. (nos.)
S6	3RT1956-4EB10	for 3RT135..	2100.-	1
S10	3RT1966-4EB10	for 3RT136..		
S12	3RT1976-4EB10	for 3RT13..		



SIEMENS

Ingenuity for life



Obtain
Up to 30% more space
with compact switching devices

www.siemens.com/SIRIUS





















3RA Load Feeders



Direct On-Line Starters

For snapping onto standard mounting rails or for screw mounting

Size of MPCB / contactor	MPCB	+	Contactor	+	Link module	+	Standard mounting rail adaptor	Final Assembled Unit
S00 / S00	 3RV2	+	 3RT2 AC and DC coil	+	 3RA1921-1DA00	+	Not required	
(S00, S0) / S0	 3RV2	+	 3RT2 AC coil DC coil	+	 3RA2921-1AA00 3RA2921-1BA00	+	Not required	
S2 / S2	 3RV2	+	 3RT2 AC and DC coil	+	 3RA2931-1AA00	+	 3RA2932-1AA00 (Optional)	
S3 / S3	 3RV2	+	 3RT2 AC and DC coil	+	 3RA1941-1AA00	+	 3RA2942-1AA00	

Link modules, single-unit packaging – For mechanical and electrical connection between contactor and motor protection circuit-breaker with screw terminals

Method of operation	Size of contactor	Size of MPCB	Type	Unit LP ₹	Std. pkg. (nos.)
AC/DC	S00	S00	3RA1921-1DA00	420.-	1
	S2	S2	3RA2931-1AA00	1465.-	1
	S3	S3	3RA1941-1AA00	1065.-	1
AC	S0	S00/S0	3RA2921-1AA00	420.-	1
DC	S0	S00/S0	3RA2921-1BA00	420.-	1

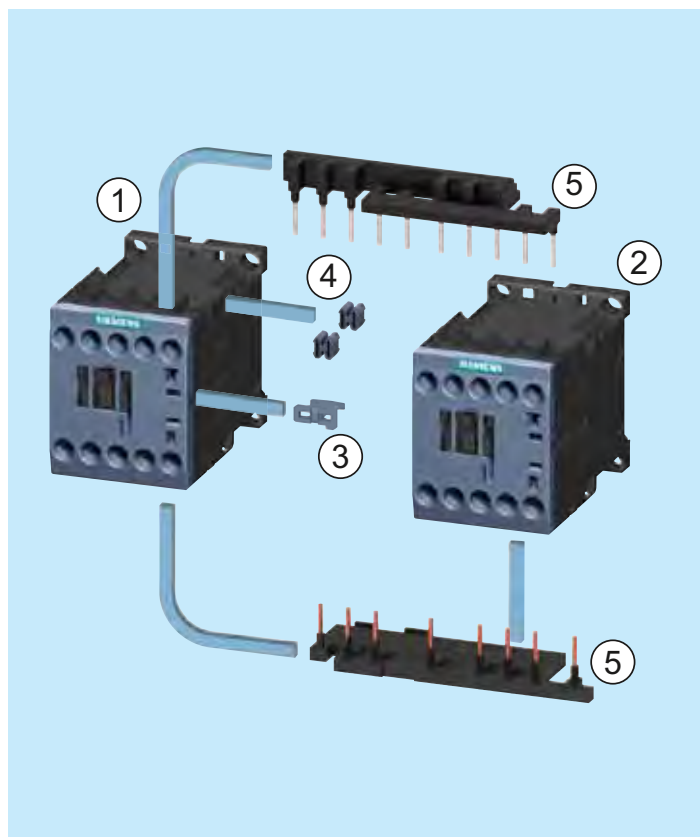
Standard mounting rail adaptor

Size of MPCB	Size of contactor	Type	Unit LP ₹	Std. pkg. (nos.)
S2	S2	3RA2932-1AA00	1425.-	1
S3	S3	3RA2942-1AA00	1950.-	1


Accessories for 3RT2 Contactors

S00, S0 - Mechanical Interlock & Installation kit for reversing contactors

S00 - S00



S0 - S0



Individual Components

- ① ② Power Contactor Size S00 - S00 or S0 - S0
- ③ Lateral mounted mechanical interlock
- ④ 2 Nos Connecting clips for two contactors
- ⑤ Wiring modules on the top & bottom


S. No.	Description	Contactor Size	Type*	Unit LP ₹ (per unit / set)	Std. pkg. (nos.)
3, 4, 5	<u>Assembly Kit</u> Each kit contains: Mechanical interlock, 2 Connecting clips for 2 contactors, wiring modules on the top & bottom	S00-S00	3RA2913-2AA1	800.-	1 Unit
		S0-S0	3RA2923-2AA1	1195.-	
3, 4	Each set contains: Mechanical interlock & 2 Connecting clips	S00-S00	3RA2912-2H	395.-	1 pack (1 pack = 10 Sets)
		S0-S0	3RA2922-2H	395.-	

* For ordering installation kit with spring type terminals please replace last digit from '1' to '2'



Accessories for 3RT2 Contactors

S2 - S2 or S3 - S3 - Mechanical Interlock & Assembly kit for reversing contactors



Individual Components

- ① ② Power Contactor Size S2 - S2 or S3 - S3
- ③ Lateral mounted mechanical interlock
- ④ 2 Nos Connecting clips for two contactors
- ⑤ Wiring modules on the top & bottom

S. No.	Description	Contactor Size	Type	Unit LP ₹ (per unit / set)	Std. pkg. (nos.)
4, 5	Assembly Kit Each kit contains: <ul style="list-style-type: none"> • Two connecting clips for two contactor • Wiring modules on the top & bottom for connecting the main and auxiliary current paths 	S2 - S2	3RA2933-2AA1	1320.-	1 Unit
		S3 - S3	3RA2943-2AA1	2650.-	1 Unit
3	Mechanical interlock	S2 - S2	3RA2934-2B	445.-	1 Unit
		S3 - S3			
4	Connecting Clips for 3 Pole Contactors Two connectors for two contactors	S2 - S2	3RA2932-2C	220.-	10 Unit
		S3 - S3	3RA2932-2D	220.-	

* Assembly kit only available for 3 Pole contactors only



4, 5



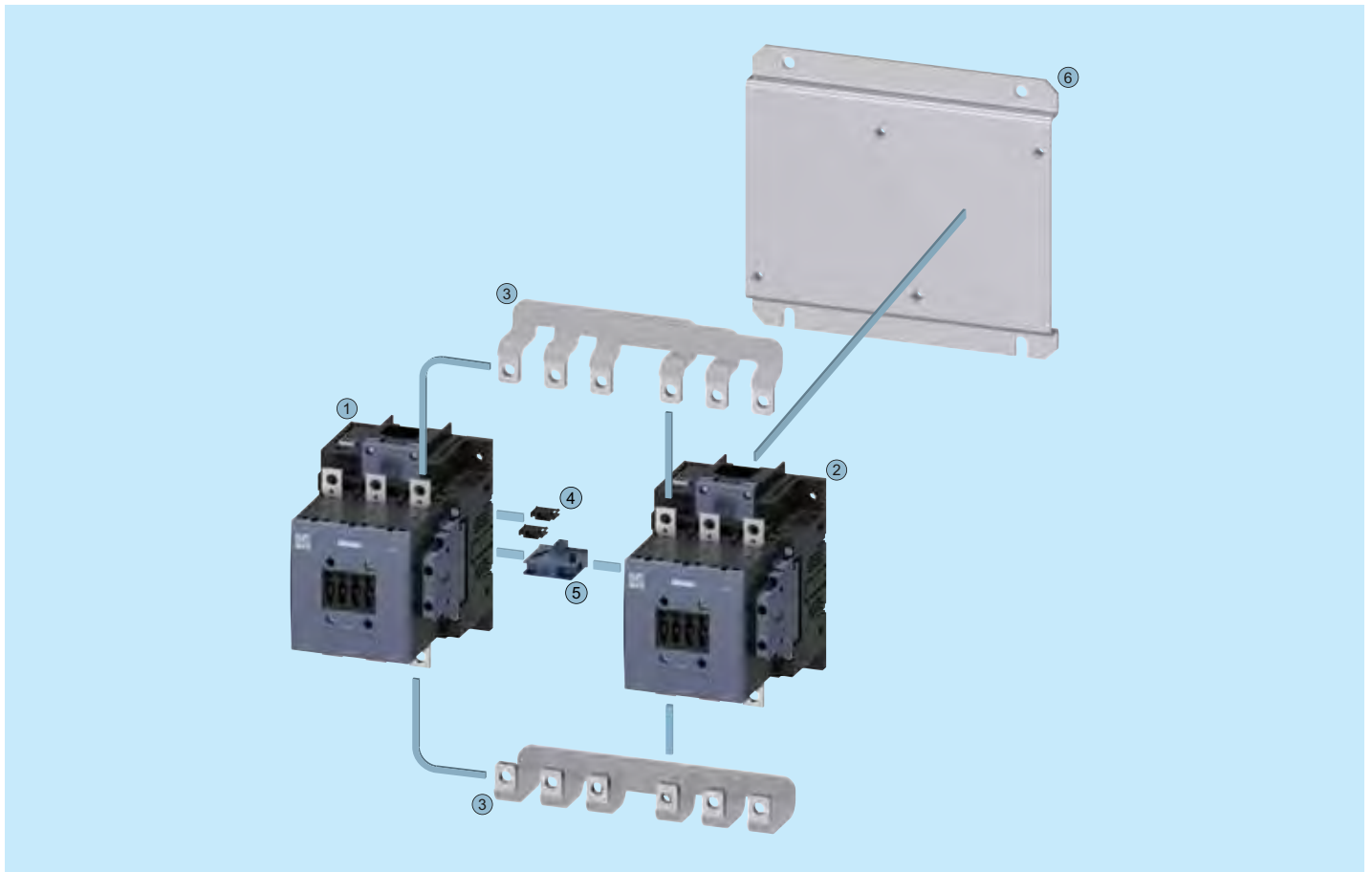
3



4

Accessories for 3RT1 Contactors

S6 - S6 - Mechanical Interlock & Installation kit for reversing contactors



Individual Components

- ① ② Power Contactor Size S6 - S6
- ③ Assembly Kit
- ④ Two connectors for two contactors
- ⑤ Mechanical interlock
- ⑥ Base plate for reversing contactor assemblies


S. No.	Description	Contactor Size	Type	Unit LP ₹ (per unit / set)	Std. pkg. (nos.)
3	<u>Assembly Kit</u> Each kit contains: • Wiring modules on the top & bottom for <u>contactors without box terminals</u> for connecting the main and auxiliary current paths, electrical interlock included (NC Contact interlock)	S6 - S6	3RA1953-2A	18300.-	1 Unit
4	Two connectors for two contactors	S6 - S6	3RA1932-2D	210.-	1 Pack (1 pack = 10 sets)
5	Mechanical interlock	S6 - S6	3RA1954-2A	2260.-	1 Unit
6	Base plate for reversing contactor assemblies	S6 - S6	3RA1952-2A	3415.-	1 Unit

■ Stock items

LP - List Price

Accessories for 3RT1 Contactors

S10 - S10 or S12 - S12 - Mechanical Interlock & Installation kit for reversing contactors



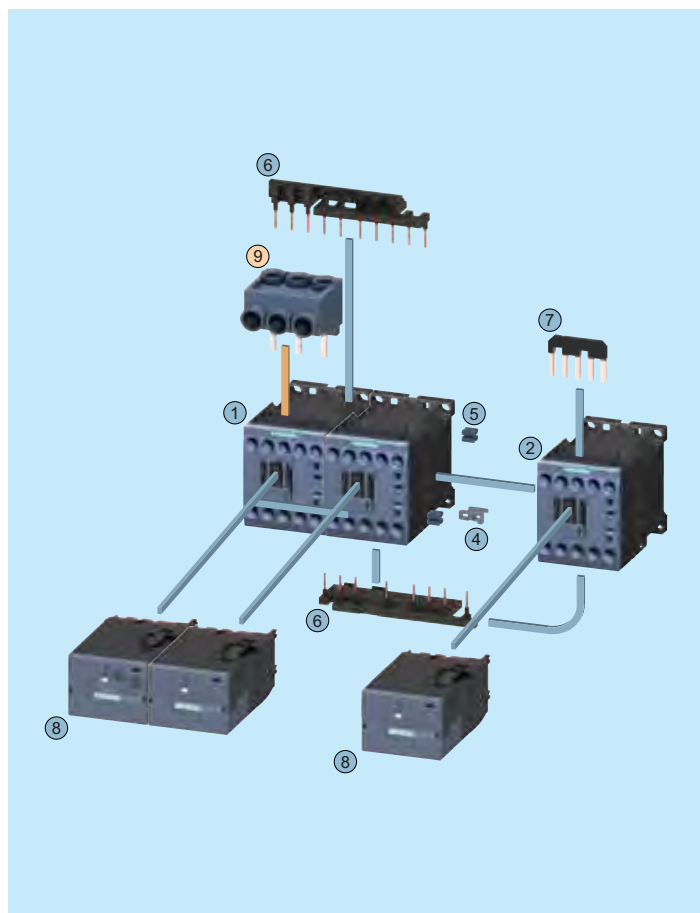
Individual Components

- ① ② Power Contactor Size S10 - S10 or S12 - S12
- ③ Assembly Kit
- ④ Mechanical interlock
- ⑤ Base plate for reversing contactor assemblies

S. No.	Description	Contactor Size	Type	Unit LP ₹ (per unit / set)	Std. pkg. (nos.)
3	<u>Assembly Kit</u> Each kit contains: • Wiring modules on the top & bottom for <u>contactors without box terminals</u> for connecting the main and auxiliary current paths, electrical interlock included (NC Contact interlock)	S10 - S10	3RA1963-2A	19515.-	1 Unit
		S12 - S12	3RA1973-2A	20735.-	1 Unit
4	Mechanical interlock	S10 - S10	3RA1954-2A	2260.-	1 Unit
		S12 - S12			
5	Base plate for reversing contactor assemblies	S10 - S10	3RA1962-2A	5130.-	1 Unit
		S12 - S12	3RA1972-2A	5980.-	1 Unit

Accessories for 3RT2 Contactors

S00-S00-S00 - Mechanical Interlock & Installation kit for star delta contactor assembly



Individual Components

- ① ② ③ Power Contactors:
Line: S00
Delta: S00
Star: S00

Assembly kit : ④ ... ⑦

- ④ Mechanical interlock
- ⑤ 4 Nos Connecting clips for contactors
- ⑥ Wiring modules on the top & bottom for connecting the main and the control path
- ⑦ Star Jumper
- ⑧ Function Module for Star-Delta
- ⑨ 3-phase feeder terminal

S. No.	For Contactor	Description	Type	Unit LP ₹	Std. pkg. (nos.)
4...7	3RT20 1	<u>Assembly Kit</u> Each kit contains: Mechanical interlock 4 Connecting clips, wiring modules on the top & bottom, Star jumper	■ 3RA2913-2BB1*	430.-	1 Unit
8	3RT20 1	Function module	■ 3RA2816-0EW20	4850.-	1 Unit
9	3RT20 1	3-phase feeder terminal (for Screw type contactors only)	■ 3RA2913-3K	595.-	5 Unit

* For ordering installation kit with spring type terminals please replace last digit from '1' to '2'



4...7



8



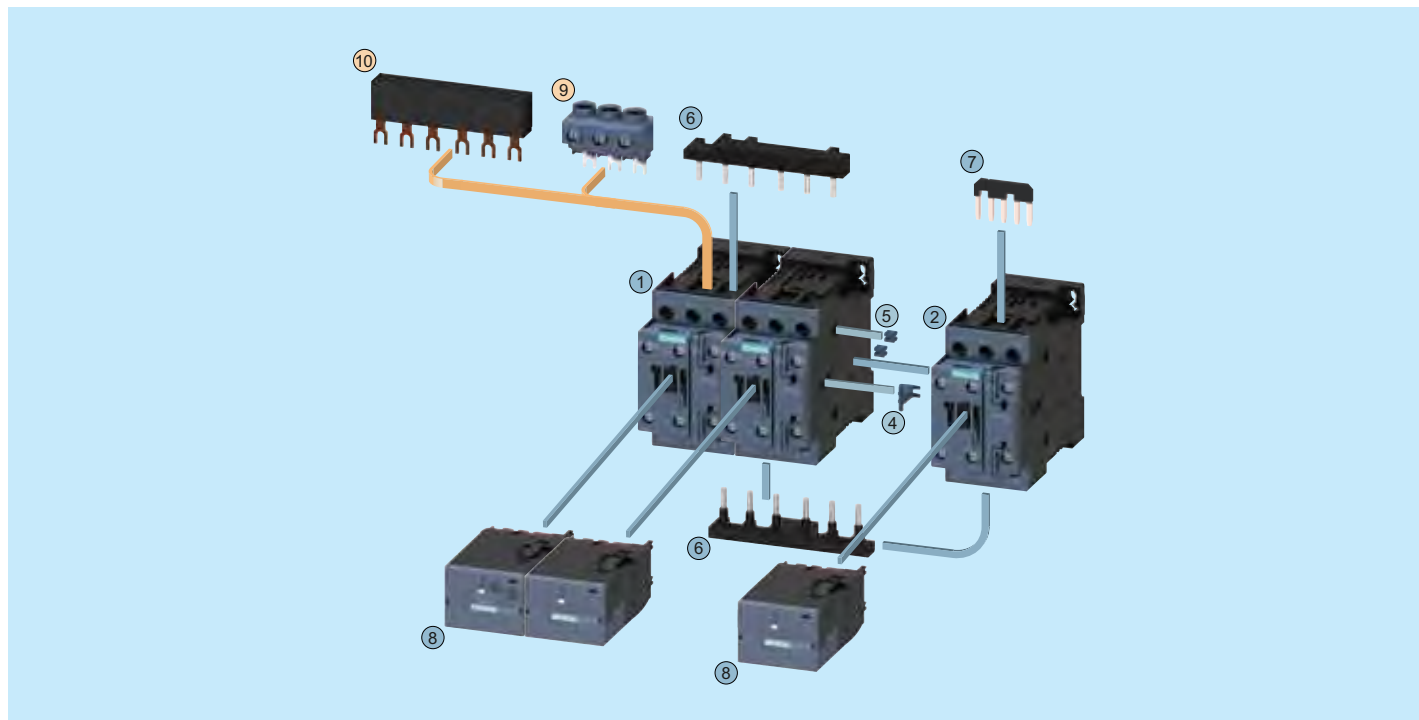
9

■ Stock items

LP - List Price

Accessories for 3RT2 Contactors

S0-S0-S0 - Mechanical Interlock & Installation kit for star delta contactor assembly




Individual Components

- ① ② ③ Power Contactors:
Line: S0
Delta: S0
Star: S0
- ④ Mechanical interlock
- ⑤ 4 Nos Connecting clips for contactors
- ⑥ Wiring modules on the top & bottom for connecting the main and the control path
- ⑦ Star Jumper
- ⑧ Function Module for Star-Delta
- ⑨ 3-phase feeder terminal
- ⑩ 3-phase busbar

Assembly kit : ④ ... ⑦

S. No.	For Contactor	Description	Type	Unit LP ₹	Std. pkg. (nos.)
4...7	3RT20 2	Installation Kit Each kit contains: Mechanical interlock 4 Connecting clips, wiring modules on the top & bottom, Star jumper	■ 3RA2923-2BB1*	1310.-	1 Unit
8	3RT20 2	Function module	■ 3RA2816-0EW20	4850.-	1 Unit
9	3RT20 2	3-phase feeder terminal (for Screw type contactors only)	■ 3RV2925-5AB	1250.-	1 Unit
10	3RT20 2	3-phase busbar (for Screw type contactors only)	■ 3RV1915-1AB	1055.-	1 Unit

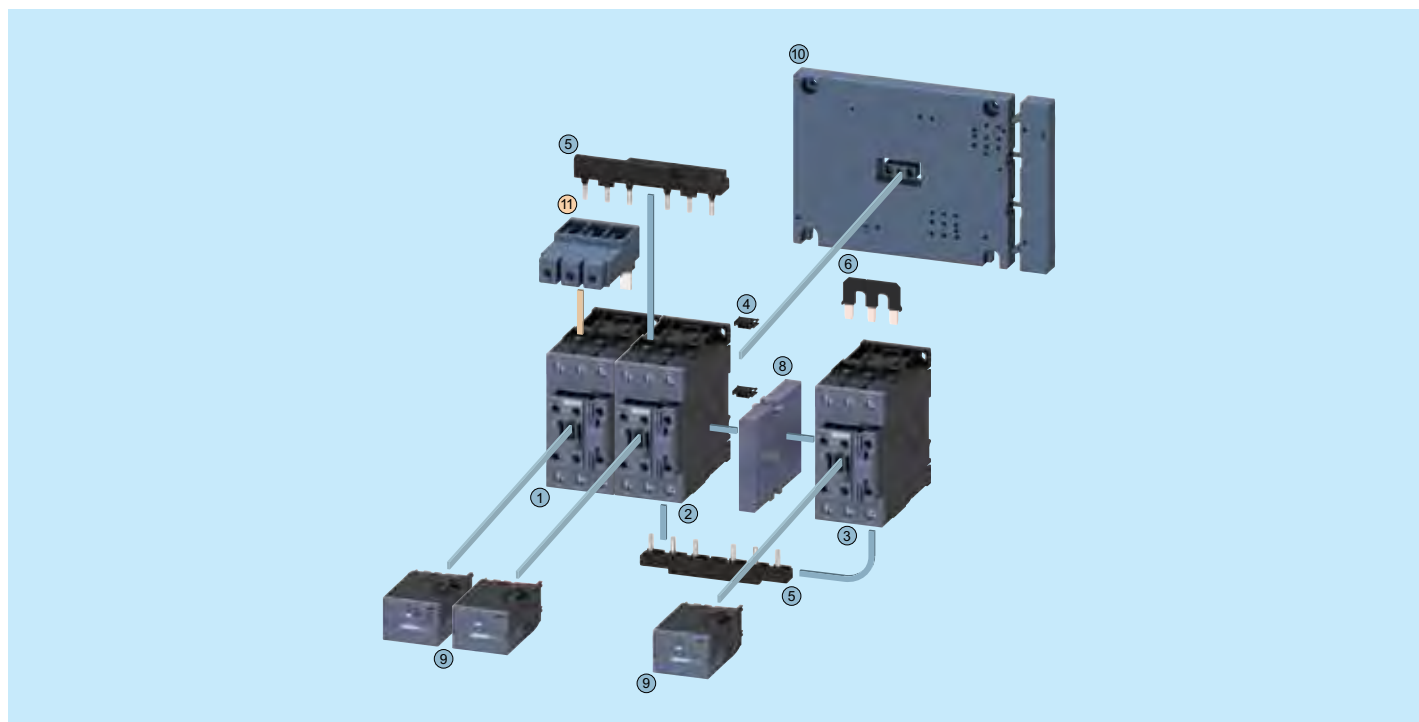
* For ordering installation kit with spring type terminals please replace last digit from '1' to '2'



■ Stock items

Accessories for 3RT2 Contactors

S2-S2-S0/S2 - Mechanical Interlock & Installation kit for star delta contactor assembly




The figure shows the version with screw terminals in S2-S2-S2

Individual Components

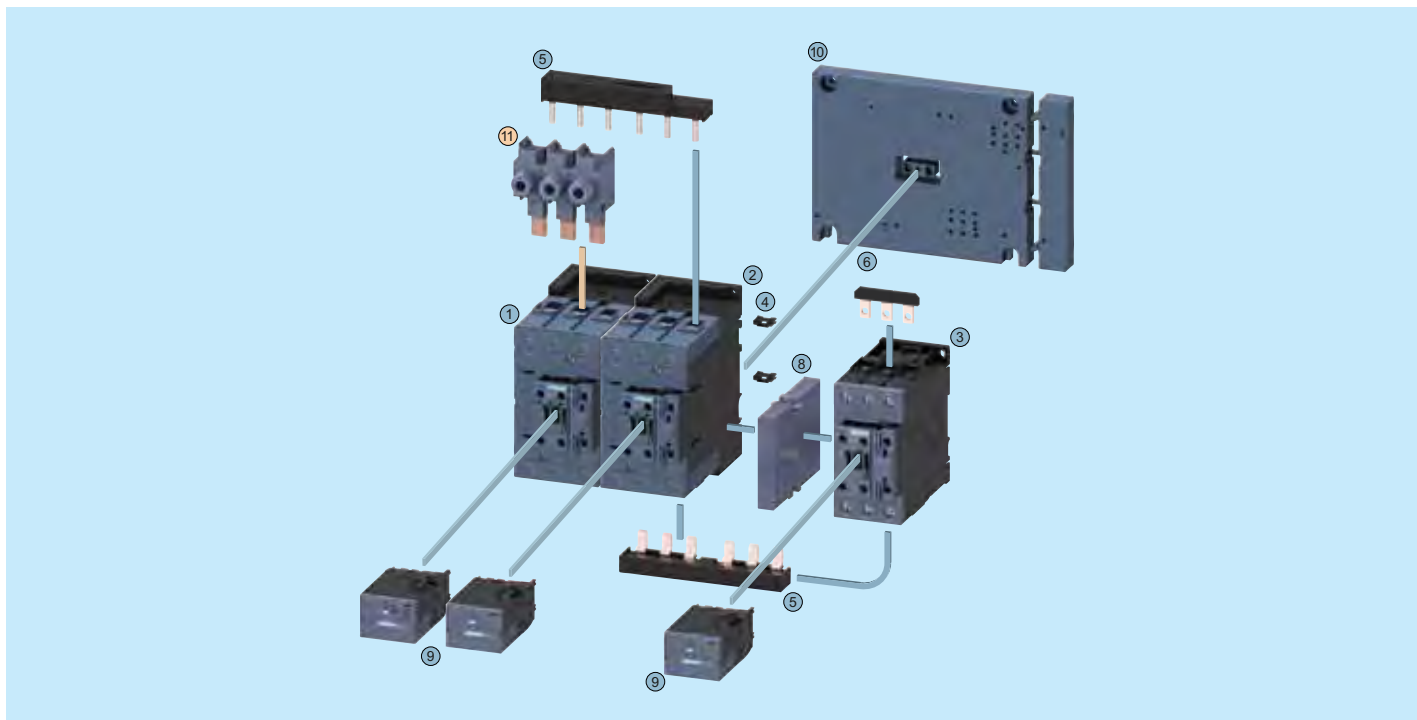
- ① ② ③ Contactors
- ④ ... ⑦ Assembly kit comprising:
S2-S2-S2: 3RA2933-2BB1
S2-S2-S0: 3RA2933-2C
- ④ Connectors for three contactors
- ⑤ Wiring modules on top and bottom for connecting the main and auxiliary circuits
- ⑥ Star jumper
- ⑦ Cable for connecting the A2 coil contact from the line contactor with the A2 coil contact of the delta contactor (not shown in the drawing)
- ⑧ Mechanical interlock
- ⑨ Function modules for star-delta (wye-delta)
- ⑩ Base plate star-delta
- ⑪ 3-phase feeder terminal

S. No.	For Contactor	Type	LP ₹ (per unit / set)	Std. pkg. (nos.)
10	Base plate	3RA2932-2F	1690.-	1 Unit
8	Mechanical interlock, lateral	3RA2934-2B	445.-	1 Unit
4...7	Assembly Kit: S2-S2-S2	3RA2933-2BB1	1980.-	1 Unit
	Assembly Kit: S2-S2-S0	3RA2933-2C	1450.-	1 Unit
9	Functional Module	3RA2816-0EW20	4850.-	1 Unit



Accessories for 3RT2 Contactors

S3-S3-S2/S3 - Mechanical Interlock & Installation kit for star delta contactor assembly




The figure shows the version with screw terminals in S3-S3-S2

Individual Components

- ① ② ③ Contactors
- ④ ... ⑦ Assembly kit comprising:
S3-S3-S3: 3RA2943-2BB
S3-S3-S2: 3RA2943-2C
- ④ Connectors for three contactors
- ⑤ Wiring modules on top and bottom for connecting the main and auxiliary circuits
- ⑥ Star jumper
- ⑦ Cable for connecting the A2 coil contact from the line contactor with the A2 coil contact of the delta contactor (not shown in the drawing)
- ⑧ Mechanical interlock
- ⑨ Function modules for star-delta (wye-delta)
- ⑩ Base plate star-delta
- ⑪ 3-phase feeder terminal

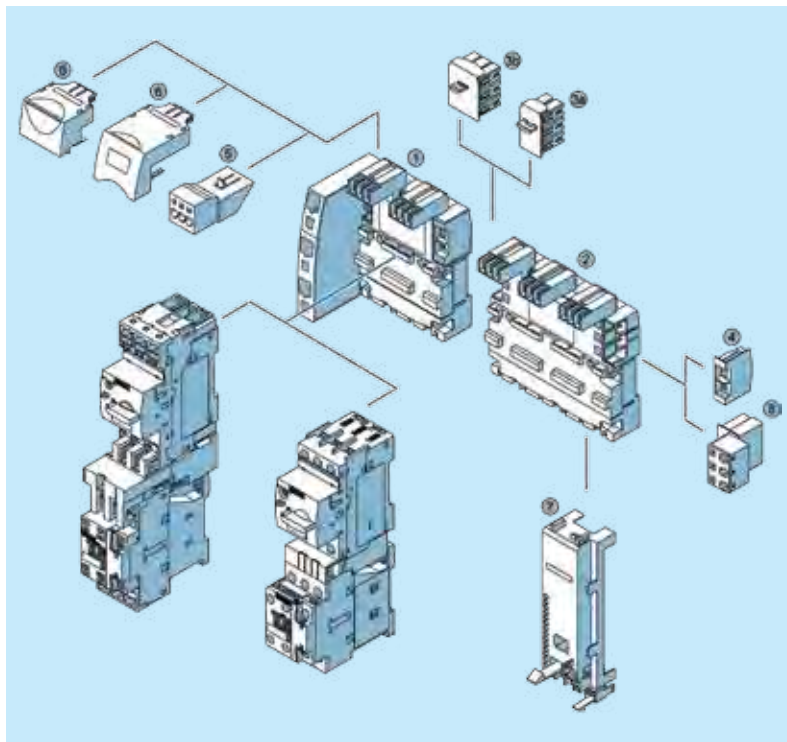
S. No.	For Contactor	Type	LP ₹ (per unit / set)	Std. pkg. (nos.)
10	Base plate	3RA2942-2F	2370.-	1 Unit
8	Mechanical interlock, lateral	3RA2934-2B	445.-	1 Unit
4...7	Assembly Kit: S3-S3-S3	3RA2943-2BB1	1820.-	1 Unit
	Assembly Kit: S3-S3-S2	3RA2943-2C	2020.-	1 Unit
9	Functional Module	3RA2816-0EW20	4850.-	1 Unit



■ Stock items

3RV29 Infeed system

The 3RV29 infeed system is a convenient means of energy supply and distribution for a group of several motor starter protectors or complete load feeders with a screw or spring-type connection in sizes S00 and S0.



Individual Components

- ① 3-phase busbar with infeed
- ② 3-phase busbar for system expansion
- ③a Expansion plug
- ③b Extra-wide expansion plug
- ④ End cover
- ⑤ Terminal block for device infeed
- ⑥ Plug-in connector
- ⑦ Contactor base
- ⑧ Terminal block

- Maximum current carrying capacity of 63 A
- Enables the integration of MPCB's, 1-phase, 2-phase and 3-phase components such as 5SY miniature circuit breakers or SIRIUS relay components.
- Approved in accordance with IEC to 500 V.
- UL-approved and authorized for Type E starter and Type F starter.

Legend	Type of accessory	Version	For 3RV20, 3RV23, 3RV24 MPCB only	Type	Unit LP ₹	Std. pkg. (nos.)
①*	Three-phase busbars with infeed (incl. 3RV2917-6A end cover)	For 2 motor starter protectors with screw or spring-type terminals With infeed on the left	S00, S0	3RV2917-1A	1745.-	1
		For 2 motor starter protectors with screw or spring-type terminals With infeed on the Right	S00, S0	3RV2917-1E	1745.-	1
②+	Three-phase busbars for system expansion (incl. 3RV2917-5BA00 expansion plug)	For 2 motor starter protectors with screw or spring-type terminals	S00, S0	3RV2917-4A	1055.-	1
		For 3 motor starter protectors with screw or spring-type terminals	S00, S0	3RV2917-4B	1405.-	1
③+	Expansion Plug (as spare part)			3RV2917-5BA00	350.-	1
	Extra-wide expansion plugs (as accessory)			3RV2917-5E	790.-	1
④+	End covers (as spare part)			3RV2917-6A	40.-	10
⑤+	Terminal blocks	for device infeed		3RV2917-5FA00	1200.-	1
⑥*	Plug-in connectors to make contact with motor starter protectors	For spring-type terminals	S00	3RV2917-5AA00	310.-	1
			S0	3RV2927-5AA00	310.-	1
		For Screw-type terminals	S00	3RV2917-5CA00	310.-	1
			S0	3RV1927-5AA00	370.-	1
⑦^	Contactor bases for mounting direct-on-line or reversing starters	For contactors	contactors S00, S0	3RV2927-7AA00	260.-	1
⑧+	Terminal blocks	for integration of single-phase, two-phase and three-phase components		3RV2917-5D	1250.-	1

* Required + Optional ^ Required for Reversing DOL

Reversing contactor Assemblies - 3RA23



Screw terminals

Size	AC-3 operational current I _e upto 415V A	Motor rating at 415V, 50Hz kW	AC Coil				DC Coil			
			Rated control supply voltage U _s at 50/60Hz V AC	Type*	Unit LP ₹	Std. pkg. (nos.)	Rated control supply voltage U _s V DC	Type*	Unit LP ₹	Std. pkg. (nos.)
S00	7	3	230	3RA2315-8XB30-1AP0	4915.-	1	24	3RA2315-8XB30-1BB4	6520.-	1
	9	4	230	3RA2316-8XB30-1AP0	5185.-	1	24	3RA2316-8XB30-1BB4	7045.-	1
	12	5.5	230	3RA2317-8XB30-1AP0	5420.-	1	24	3RA2317-8XB30-1BB4	7880.-	1
	16	7.5	230	3RA2318-8XB30-1AP0	6420.-	1	24	3RA2318-8XB30-1BB4	8475.-	1
S0	12	5.5	230	3RA2324-8XB30-1AL2	6415.-	1	24	3RA2324-8XB30-1BB4	7895.-	1
	17	7.5	230	3RA2325-8XB30-1AL2	6560.-	1	24	3RA2325-8XB30-1BB4	9055.-	1
	25	11	230	3RA2326-8XB30-1AL2	7915.-	1	24	3RA2326-8XB30-1BB4	12000.-	1
	32	15	230	3RA2327-8XB30-1AL2	14515.-	1	24	3RA2327-8XB30-1BB4	23505.-	1
S2	38	18.5	230	3RA2328-8XB30-1AL2	20360.-	1	24	3RA2328-8XB30-1BB4	26580.-	1
	50	22	230	3RA2336-8XB30-1AL2	22955.-	1	20...33	3RA2336-8XB30-1NB3 [€]	35320.-	1
	65	30	230	3RA2337-8XB30-1AL2	30750.-	1	20...33	3RA2337-8XB30-1NB3 [€]	39475.-	1
S3	80	37	230	3RA2338-8XB30-1AL2	38640.-	1	20...33	3RA2338-8XB30-1NB3 [€]	46785.-	1
	95	45	230	3RA2346-8XB30-1AL2	48290.-	1	20...33	3RA2346-8XB30-1NB3 [€]	54300.-	1
	110	55	230	3RA2347-8XB30-1AL2	55505.-	1	20...33	3RA2347-8XB30-1NB3 [€]	59735.-	1

Star Delta Contactor Assemblies - 3RA24



Screw terminals

Size	AC-3 operational current I _e upto 415V A	Motor rating at 415V, 50Hz kW	AC Coil ⁵				DC Coil ⁶			
			Rated control supply voltage U _s at 50/60Hz V AC	Type*	Unit LP ₹	Std. pkg. (nos.)	Rated control supply voltage U _s V DC	Type*	Unit LP ₹	Std. pkg. (nos.)
S00-S00-S00	12	5.5	230	3RA2415-8XF31-1AP0	11035.-	1	24	3RA2415-8XF31-1BB4	12945.-	1
	17	7.5	230	3RA2416-8XF31-1AP0	11620.-	1	24	3RA2416-8XF31-1BB4	14095.-	1
	25	11	230	3RA2417-8XF31-1AP0	12175.-	1	24	3RA2417-8XF31-1BB4	15060.-	1
S0-S0-S0	25	11	230	3RA2423-8XF32-1AL2	13625.-	1	24	3RA2423-8XF32-1BB4	16785.-	1
	32/40	15/18.5	230	3RA2425-8XF32-1AL2	15675.-	1	24	3RA2425-8XF32-1BB4	50225.-	1
	50	22	230	3RA2426-8XF32-1AL2	22710.-	1	24	3RA2426-8XF32-1BB4	33640.-	1
S2-S2-S0	50/65	22/30	230	3RA2434-8XF32-1AL2	30670.-	1	20...33	3RA2434-8XF32-1NB3 [€]	46065.-	1
	80	37	230	3RA2435-8XF32-1AL2	32005.-	1	20...33	3RA2435-8XF32-1NB3 [€]	52555.-	1
	86	45	230	3RA2436-8XF32-1AL2	38490.-	1	20...33	3RA2436-8XF32-1NB3 [€]	56625.-	1
S2-S2-S2	115	55	230	3RA2437-8XF32-1AL2	46910.-	1	20...33	3RA2437-8XF32-1NB3 [€]	61115.-	1
S3-S3-S2	150	75	230	3RA2445-8XF32-1AL2	51380.-	1	20...33	3RA2445-8XF32-1NB3 [€]	67230.-	1
	160	90	230	3RA2446-8XF32-1AL2	68850.-	1	20...33	3RA2446-8XF32-1NB3 [€]	80680.-	1

* For ordering above assembly with Spring type terminals, please replace 13th digit from "1 to 2" for S00, S0

€ - Universal operation AC / DC

Above assemblies are also available as "ready to assemble kit" please refer page no. 23-30

Please contact nearest sales office for other coil voltages and with communication interface



Genuine Siemens spares

Buy from our authorised channel partner

Spares coils

Magnetic coils for 3RT2 (S0, S2, S3)



Size	AC Coil					Universal Coil (AC/DC)				
	Contactor type	Rated control supply voltage U _s at 50/60 Hz V AC	Type	Unit LP ₹	Std. pkg. (nos.)	Contactor type	Rated control supply voltage U _s V DC	Type	Unit LP ₹	Std. pkg. (nos.)
S0	3RT20 23 3RT20 24 3RT20 25	24V	3RT2924-5AC21	635.-	1					
		110V	3RT2924-5AG21		1					
		230V	3RT2924-5AL21		1					
		400V, 50Hz	3RT2924-5AV01		1					
	3RT20 26 3RT20 27 3RT20 28 3RT23 25 3RT23 26 3RT25 26	24V	3RT2926-5AC21		1					
		110V	3RT2926-5AG21		1					
		230V	3RT2926-5AL21		1					
		400V, 50Hz	3RT2926-5AV01		1					
S2	3RT20 3 3RT23 3 3RT25 3	24V	3RT2934-5AC21	2835.-	1	3RT20 3 3RT23 3 3RT25 3	20 ... 33	3RT2934-5NB31	3590.-	1
		110V	3RT2934-5AG21		1		83 ... 155	3RT2934-5NF31		1
		230V	3RT2934-5AL21		1		175 ... 280	3RT2934-5NP31		1
S3	3RT20 4 3RT23 4 3RT25 4 3RT24 4	24V	3RT2944-5AB01	2975.-	1	3RT20 4 3RT23 4 3RT25 4 3RT24 4	20 ... 33	3RT2944-5NB31	4035.-	1
		110V	3RT2944-5AF01		1		83 ... 155	3RT2944-5NF31		1
		230V	3RT2944-5AP01		1		175 ... 280	3RT2944-5NP31		1

For 24 V DC PLC output/PLC relay output, with remaining lifetime indicator (RLT) [Withdrawable coil with lateral solid-state module]

Size	AC Coil				
	Contactor type	Rated control supply voltage U _s at 40 to 60Hz AC, DC V AC/DC	Type	Unit LP ₹	Std. pkg. (nos.)
S6	3RT10 5 3RT14 5	96...127V AC/DC	3RT1955-5PF31	18715.-	1
		200...277V AC/DC	3RT1955-5PP31	18715.-	1
S10	3RT10 6 3RT14 6	96...127V AC/DC	3RT1965-5PF31	23715.-	1
		200...277V AC/DC	3RT1965-5PP31	23715.-	1
S12	3RT10 7 3RT14 7	96...127V AC/DC	3RT1975-5PF31	31635.-	1
		200...277V AC/DC	3RT1975-5PP31	31635.-	1

Arc Chambers for 3RT10 / 3RT14

Size	Contactor type	Version	Type	Unit LP ₹	Std. pkg. (nos.)
S6		Arc chutes 3-pole	3RT1954-7A	2960.-	1
			3RT1955-7A	3350.-	1
			3RT1956-7A	3690.-	1
S10		Arc chutes 3-pole	3RT1964-7A	3780.-	1
			3RT1965-7A	4080.-	1
			3RT1966-7A	4210.-	1
S12		Arc chutes 3-pole	3RT1975-7A	4740.-	1
			3RT1976-7A	4880.-	1
S6	3RT14 56 ¹⁾		3RT1956-7B	4900.-	1
S10	3RT14 66 ¹⁾		3RT1966-7B	5720.-	1
S12	3RT14 76 ¹⁾		3RT1976-7B	6770.-	1

1) For 3RT14 AC-1 duty power contactors

Adaptor plates

Description (Adaptor plates for using in place of 3TF/3TR contactors)	Type	Unit LP ₹	MOQ
3RT10/3RT20 15/16/17 replacing 3TF/3TR 30/31	3TX80120A	115.-	5
3RT10/3RT20 25/26 replacing 3TF/3TR 32/33	3TX80250A	180.-	5
3RT10 34/35 replacing 3TF/3TR 34/35	3TX80400A	245.-	5
3RT10 36 replacing 3TF/3TR 46	3TX80500A	290.-	5
3RT10 44/45 replacing 3TF/3TR 47 / 3TF 477	3TX80800A	585.-	1
3RT10 45/46 replacing 3TF/3TR 48/49	3TX80950A	600.-	1
3RT10 56 replacing 3TF/3TR 52	3TX81850A	1050.-	1
3RT10 64 replacing 3TF/3TR 53	3TX82250A	1115.-	1

To replace existing contactor of any other brand please contact nearest sales office.

Description (Adaptor plates for using in place of old relay terminal block required for independent mounting)	Type	Unit LP ₹	MOQ
3RU29/3RU19 (1.8-25A) replacing 3UA/3UR 52 (1-25A)	3UX8025	290.-	1
3RU19 (5.5-50A) replacing 3UA/3UR 55 (10-45A)	3UX8050	355.-	1
3RU19 (18-100A) replacing 3UA/3UR 58 (16-95A) & replacing 3UA/3UR 5830 (70-120A)	3UX8100	395.-	1

Contacts with fixing parts

For 3RT20 & 3RT10, 3 pole power contactors

1 set = 3 moving and 6 fixed switching contacts with fixing parts

Size	Contact type	Type	Unit LP ₹	Std. pkg. (nos.)
S2	3RT20 36	3RT2936-6A	3565.-	1
	3RT20 37	3RT2937-6A	4750.-	1
	3RT20 38	3RT2938-6A	6335.-	1
S3	3RT20 46	3RT2946-6A	6425.-	1
	3RT20 47	3RT2947-6A	8695.-	1
S6	3RT10 54	3RT1954-6A	9760.-	1
	3RT10 55	3RT1955-6A	12245.-	1
	3RT10 56	3RT1956-6A	15595.-	1
S10	3RT10 64	3RT1964-6A	17670.-	1
	3RT10 65	3RT1965-6A	19740.-	1
	3RT10 66	3RT1966-6A	23290.-	1
S12	3RT10 75	3RT1975-6A	30755.-	1
	3RT10 76	3RT1976-6A	39490.-	1

For 3RT14 AC-1 duty power contactors

1 set = 3 movable and 6 fixed switching elements with fixing parts

Size	Contact type	Type	Unit LP ₹	Std. pkg. (nos.)
S3	3RT24 46	3RT2446-6D	14745.-	1
S6	3RT14 56	3RT1956-6D	23695.-	1
S10	3RT14 66	3RT1966-6D	36900.-	1
S12	3RT14 76	3RT1976-6D	47380.-	1

For 3RT23, 4 pole AC-1 duty contactors

1 set = 4 movable and 8 fixed switching elements with fixing parts

Size	Contact type	Type	Unit LP ₹	Std. pkg. (nos.)
S2	3RT23 36	3RT2936-6E	4370.-	1
	3RT23 37	3RT2937-6E	5035.-	1

Spares for 3RT12 vacuum contactors

For contactor	Type	Unit LP ₹	Std. pkg. (nos.)
Spare coils			
3RT126	4)	3RT1966-5A..1	9675.-
3RT127	23 ... 26 380 ... 420 110 ... 127 220 ... 240	3RT1975-5AB31 3RT1975-5AV31 3RT1975-5AF318K 3RT1975-5AP318K	11635.-
Solid state operating mechanism			
3RT126	96... 127V AC/DC 200...277V AC/DC	3RT1966-5NF31 3RT1966-5NP31	12480.-
3RT127	200...277V AC/DC	3RT1975-5NP31	16470.-
Spare vacuum bottles (set of 3)			
3RT1264 3RT1265 3RT1266		3RT1964-6V 3RT1965-6V 3RT1966-6V	62630.- 72320.- 88230.-
3RT1275 3RT1276		3RT1975-6V 3RT1976-6V	106620.- 128335.-

4) Coil voltage (AC/DC) - Please enter coil codes from table below

Code	B3	F3	P3	V3
Coil voltage (V)	23-26	110-127	220-240	380-420



Contactor relays - SICONT^{Plus} 3TH3

Contactor size	Rated current (A) le AC15 at 230V	AC 50 Hz coil (LPs for 110, 230, 415V)				DC coil (LP*s for 24, 110, 220V)			
		Aux. contacts	Type Pl. fill in coil voltage code	Unit LP ₹	Std. pkg. (nos.)	Aux. contacts	Type Pl. fill in coil voltage code	Unit LP ₹	Std. pkg. (nos.)
0	10	4NO ^S	■ 3TH3040-0A..	1320.-	1	4NO ^S	■ 3TH3040-0B..	1870.-	1
		3NO + 1NC ^S	■ 3TH3031-0A..		1	3NO + 1NC ^S	■ 3TH3031-0B..		1
		2NO + 2NC ^S	■ 3TH3022-0A..		1	2NO + 2NC ^S	■ 3TH3022-0B..		1

Power contactors - SICOP 3TF

Size	Rated current (A) le AC3 upto 415V	Motor kW at 415V 50Hz, 3ph	AC 50 Hz coil (LPs for 110, 230, 415V)				DC coil (LPs for 24, 110, 220V)			
			Auxiliary contacts	Type Pl. fill in coil voltage code	Unit LP ₹	Std. pkg. (nos.)	Auxiliary contacts	Type Pl. fill in coil voltage code	Unit LP ₹	Std. pkg. (nos.)
0	9	4	1NO ^S	■ 3TF3010-0A..	1135.-	1	1NO ^S	■ 3TF3010-0B..	2025.-	1
			1NC ^S	■ 3TF3001-0A..			1NC ^S	■ 3TF3001-0B..		
	12	5.5	1NO ^S	■ 3TF3110-0A..	1285.-	1	1NO ^S	■ 3TF3110-0B..	2165.-	1
			1NC ^S	■ 3TF3101-0A..			1NC ^S	■ 3TF3101-0B..		
1	16	7.5	- ^S	■ 3TF3200-0A..	1315.-	1	- ^S	■ 3TF3200-0B..	2510.-	1
	22	11	- ^S	■ 3TF3300-0A..	1815.-	1	- ^S	■ 3TF3300-0B..	3375.-	1
2	32	15	- ^S	■ 3TF3400-0A..	3985.-	1	- ^S	■ 3TF3400-0B..	7745.-	1
	38	18.5	- ^S	■ 3TF3500-0A..	5940.-	1	- ^S	■ 3TF3500-0B..	9150.-	1
	40	18.5	- ^S	■ 3TF3500-0A..ZT00^	6030.-	1	- ^S	■ 3TF3500-0B..ZT00^	9230.-	1

Size	Rated current (A) le AC3 upto 415V	Motor kW at 415V 50Hz, 3ph	AC 50 Hz coil (LPs for 110, 230, 415V)				DC coil (LPs for 24, 110, 220V)**			
			Auxiliary contacts	Type Pl. fill in coil voltage code	Unit LP ₹	Std. pkg. (nos.)	Auxiliary contacts	Type Pl. fill in coil voltage code	Unit LP ₹	Std. pkg. (nos.)
3	45	22	2NO + 2NC ^S	■ 3TF4602-0A..ZA01 [®]	8200.-	1	2NO + 2NC ^S	3TF4602-0D..ZA01 [®]	15025.-	1
	63	30	2NO + 2NC ^S	■ 3TF4702-0A..ZA01 [®]	11750.-	1	2NO + 2NC ^S	3TF4702-0D..ZA01 [®]	17435.-	1
	65	30	2NO + 2NC ^S	■ 3TF4702-0A..ZT00^	11830.-	1	2NO + 2NC ^S	3TF4702-0D..ZT00^	17605.-	1
	70	37	2NO + 2NC ^S	■ 3TF4772-0A..	12595.-	1	2NO + 2NC ^S	3TF4772-0D..	18830.-	1
4	75	42	2NO + 2NC ^S	■ 3TF4822-0A..ZA01 [®]	14930.-	1	2NO + 2NC ^S	3TF4822-0D..ZA01 [®]	21490.-	1
	85	45	2NO + 2NC ^S	■ 3TF4922-0A..ZA01 [®]	17865.-	1	2NO + 2NC ^S	3TF4922-0D..ZA01 [®]	24985.-	1
6	110	55	2NO + 2NC ^S	■ 3TF5002-0A..	21615.-	1	2NO + 2NC ^S	3TF5002-0D..	28565.-	1
	140	75	2NO + 2NC ^S	■ 3TF5102-0A..	28785.-	1	2NO + 2NC ^S	3TF5102-0D..	39605.-	1
8	170	90	2NO + 2NC ^S	■ 3TF5202-0A..	37050.-	1	2NO + 2NC ^S	3TF5202-0D..	50905.-	1
	205	110	2NO + 2NC ^S	■ 3TF5302-0A..	40520.-	1	2NO + 2NC ^S	3TF5302-0D..	56905.-	1
10	250	132	2NO + 2NC ^S	■ 3TF5402-0A..	47880.-	1	2NO + 2NC ^S	3TF5402-0D.. ⁽¹⁾	63510.-	1
	300	160	2NO + 2NC ^S	■ 3TF5502-0A..	59050.-	1	2NO + 2NC ^S	3TF5502-0D.. ⁽¹⁾	73040.-	1
12	400	200	2NO + 2NC ^S	■ 3TF5602-0A..	71885.-	1	2NO + 2NC ^S	3TF5602-0D.. ⁽¹⁾	88415.-	1
	475	250	2NO + 2NC ^S	■ 3TF5702-0C..	100175.-	1	refer page no. 6			
14	630	355	4NO + 4NC	3TF6844-0C..	refer	1	3NO + 3NC	3TF6833-1D.. ⁽²⁾	refer	1
	820	450	4NO + 4NC	3TF6944-0C..	page no. 10	1	3NO + 3NC	3TF6933-1D.. ⁽²⁾	page no. 10	1

1) Please connect DC coil circuit as recommended in operating instruction.

2) LP* includes control contactor

@ For box type (SIGUT) terminals, order 2 nos 3TX7 460-0E, LP* ₹ 415.- each.

AC 50Hz coil code: 3TF30 to 3TF56, 3TH3

Coil voltage (V)	24	■ 110	■ 230	■ 415
Code	B0	F0	P0	R0

Wide band AC 50 Hz coil code: 3TF30 to 3TF35

Coil voltage (V)	70-140	150-280	260-460
Code	W110	W220	W415

AC 50/60 Hz coil code: 3TF57/3TF68/69

Coil voltage (V)	110-132	■ 220-240	380-460
Code	F7	M7	Q7

DC coil code: 3TF30 to 3TF56, 3TF68/69, 3TH3

Coil voltage (V)	■ 24	110	220
Code	B4	F4	M4

■ Stock items

Please order in multiples of standard packing.

LP - List Price

\$ For more aux. contacts, pl. see table below.

^ For B0,F0,P0 and B4 coil voltage only available

** DC Coil - 3TF4/5 available till stock lasts. 3RT Contactors with DC coils (Page No. 6-7) recommended

Auxiliary contact blocks

For contactor	Description	Type	Unit LP ₹	Std. pkg. (nos.)
3TF30 to 35 & 3TH30	1NO	■ 3TX4010-2A	180.-	10
	1NC	■ 3TX4001-2A	180.-	10
	1NO (Extd)	■ 3TX4010-4A	280.-	10
	1NC (Extd)	■ 3TX4001-4A	280.-	10
3TF46 to 3TF57	Second 1NO+1NC Left Second 1NO+1NC Right	■ 3TY7561-1KA008K	820.-	1

Extra LP per unit for non-std coils B0 / M0# / U0# (AC), DC and wide band

for 3TH, 3TF30 to 33	215.-	for 3TF34 to 49	255.-	for 3TF50 to 56	675.-
Wide band coil for 3TH, 3TF30 to 33	215.-	Wide band coil for 3TF34/35	255.-		

For any non-standard coil or contactor with non standard coil, minimum order quantity should be 100 nos. or minimum order value of ₹1,00,000/- per item.

For non-standard coil voltages not mentioned above, pl. check with Siemens.

M0: 220V AC, U0: 240V AC

Siemens switchgear. Tried, tested, trusted.

2 Pole DC contactors - 3TC



For DC loads
with AC coil, 2NO+2NC aux. contacts

Contactor size	Rated current Ie (A) DC3/5	Type ²⁾	Unit LP ₹	Std. pkg. (nos.)
2	32	3TC4417-0B..	18380.-	1
4	75	3TC4817-0B..	91510.-	1
8	220	3TC5217-0B..	154050.-	1
12	400	3TC5617-0B..	263075.-	1

²⁾ AC coil voltage - Please enter coil codes from table below

Code	F0	U0
Coil voltage (V) (50Hz)	110	240

with DC coil, 2NO + 2NC aux. contacts

Contactor size	Rated current Ie (A) DC3/5	Type ³⁾	Unit LP ₹	Std. pkg. (nos.)
2	32	3TC4417-0A..	25370.-	1
4	75	3TC4817-0A..	110220.-	1
8	220	3TC5217-0A..	189380.-	1
12	400	3TC5617-0A..	349580.-	1

³⁾ DC coil voltage - Please enter coil codes from table below

Code	B4	F4	M4
Coil voltage (V)	24	110	220

Accessories for SICOP / SICONT^{Plus}

Interlocking kit for two 3TF contactors
(inclusive of base plate and interlocking mechanism)

Contactor type	Type	Unit LP ₹	Std. pkg. (kits)
3TF30-35	■ 3TX4091-1A#	570.-	10
3TF46/47/47-7	■ 3TX7466-1YA0	2010.-	2
3TF48/49	■ 3TX7486-1YA0	3275.-	2
3TF50/51	■ 3TX7506-1YA0	3685.-	2
3TF52/53	■ 3TX7526-1YA0	4215.-	2
3TF54/55	■ 3TX7546-1YA0	5070.-	2
3TF56/57	■ 3TX7566-1YA0	5420.-	2
3TF50/52	3TX7526-1YA09	4215.-	2
3TF52/54	■ 3TX7546-1YA09	5070.-	2

Note: Higher rating upon enquiry # W/o base plate (not required)

Coil voltage		Type	Unit LP ₹	Std. pkg. (nos.)
AC	DC			
Surge suppressor (varistor) for 3TF30-35, 3TH30				
24 - 48 V	24 - 70 V	■ 3TX7402-3GY1	515.-	10
48 - 127V	70 - 150V	■ 3TX7402-3HY1	515.-	10
127 - 240V	150 - 250V	■ 3TX7402-3JY1	515.-	10
240 - 400V	—	3TX7402-3KY1	660.-	10
400 - 600V	—	3TX7402-3LY1	660.-	10
Surge suppressor (RC unit) for 3TF30-35, 3TH30				
24 - 48 V	24 - 70 V	3TX7402-3RY2	815.-	10
48 - 127V	70 - 150V	3TX7402-3SY2		10
127 - 240V	150 - 250V	3TX7402-3TY2		10
240 - 400V	—	3TX7402-3UY2		10
400 - 600V	—	3TX7402-3VY2		10
Surge suppressor (varistor) for 3TF46-56				
Less than 48V	24 - 70V	■ 3TX7462-3GY1	705.-	10
48 - 127V	70 - 150V	■ 3TX7462-3HY1		10
127 - 240V	150 - 250V	■ 3TX7462-3JY1		10
240 - 400V	—	3TX7462-3KY1		745.-
400 - 600V	—	3TX7462-3LY1		745.-



Spares for SICOP and SICONT^{Plus} contactors

SICOP main contact kits (set of 6 fixed & 3 moving contacts)

For Contactor (AC3 Rating)	Type	LP per set ₹	Std. pkg. (nos.)
3TF32/42 (16A)	■ 3TY7420-0A	780.-	1
3TF33/43 (22A)	■ 3TY7430-0A	1090.-	1
3TF34 (32A)	■ 3TY7340-0C	2095.-	1
3TF35 (38A)	■ 3TY7350-0C	3195.-	1
3TF44 (32A)	■ 3TY7440-0A	2315.-	1
3TF45 (38A)	■ 3TY7450-0A	3195.-	1
3TF46 (45A)	■ 3TY7460-0YA	3425.-	1
3TF47 (63A)	■ 3TY7470-0YA	4995.-	1
3TF477 (70A)	■ 3TY7477-0YA	5790.-	1
3TF48 (75A)	■ 3TY7480-0A	6660.-	1
3TF49 (85A)	■ 3TY7490-0A	8925.-	1
3TF50 (110A)	■ 3TY7500-0YA	9730.-	1
3TF51 (140A)	■ 3TY7510-0YA	12245.-	1
3TF52 (170A)	■ 3TY7520-0YA	15390.-	1
3TF53 (205A)	■ 3TY7530-0YA	16420.-	1
3TF54 (250A)	■ 3TY7540-0YA	19745.-	1
3TF55 (300A)	■ 3TY7550-0YA	23220.-	1
3TF56 (400A)	■ 3TY7560-0YA	30720.-	1
3TF57 (475A)	3TY7570-0YA	40935.-	1
3TF68 (630A)	3TY7680-0B [§]	208045.-	1
3TF69 (820A)	3TY7690-0B [§]	334270.-	1

§ Set of 3x vacuum bottles.

Auxiliary contact blocks

For contactor	Description	Type	Unit LP ₹	Std. pkg. (nos.)
3TF46-57	1NO + 1NC (Extd) Right	3TY7561-1E	1060.-	1
3TF46 to 3TF57, 3TK5	Built-in, 1NO+1NC Left / Right	3TY7561-1AA00-8K	820.-	1
	Add-on, Second 1NO+1NC Left / Right	3TY7561-1KA00-8K	820.-	1
3TF46/47/47 7	Special block, DC coil circuit	3TY7461-1F	1080.-	1
3TF48-56	Special block, DC coil circuit	3TY7481-1F	1080.-	1
3TF57	Special block, DC coil circuit	3TY7681-1G	1250.-	1

DC coils

For contactor	Type†	Unit LP ₹		Std. pkg. (nos.)
		For 24/110/ 220V		
3TH3, 3TF30-33/42/43	■ 3TY4803-0B..	955.-		1
3TF34/35	3TY7443-0B..	1435.-		1
3TF46/47/477	3TY7463-0D..	Under Discontinuation**		1
3TF48/49	3TY7483-0D..			1
3TF50/51	3TY7503-0D..			1
3TF52/53	3TY7523-0D..			1
3TF54/55	3TY7543-0D..			1
3TF56	3TY7563-0D..			1

** Available till stock last

SICOP arc chambers

For Contactor	Type	Unit LP ₹	Std. pkg. (nos.)
3TF34	3TY7342-0C	565.-	1
3TF35	3TY7352-0C	600.-	1
3TF46	3TY7462-0YA	1175.-	1
3TF47	3TY7472-0YA	1435.-	1
3TF477	3TY7477-0YD	1725.-	1
3TF48	3TY7482-0A	2080.-	1
3TF49	3TY7492-0A	2400.-	1
3TF50	3TY7502-0YA	2850.-	1
3TF51	3TY7512-0YA	3245.-	1
3TF52	3TY7522-0YA	3560.-	1
3TF53	3TY7532-0YA	3670.-	1
3TF54	3TY7542-0YA	3960.-	1
3TF55	3TY7552-0YA	4075.-	1
3TF56	3TY7562-0YA	4595.-	1
3TF57	3TY7572-0YA	4720.-	1

AC coils (50 Hz)

For contactor	Type†	Unit LP ₹		Std. pkg. (nos.)
		For 110/230/ 415V 50Hz	For all other coil voltages	
3TH3, 3TF30-33/42/43	■ 3TY7403-0A..	700.-	800.-	1
3TF34/35/44/45	■ 3TY7443-0A..	860.-	1120.-	1
3TF46/47/477	■ 3TY7463-0A..	1500.-	1750.-	1
3TF48/49	■ 3TY7483-0A..	2745.-	3000.-	1
3TF50/51	■ 3TY7503-0A..	2790.-	3475.-	1
3TF52/53	■ 3TY7523-0A..	3535.-	4210.-	1
3TF54/55	■ 3TY7543-0A..	4275.-	4955.-	1
3TF56	■ 3TY7563-0A..	6210.-	7565.-	1
3TF57	3TY7573-0C..	18645.-	NA	1
3TF68	3TY7683-0C..	46980.-	NA	1
3TF69	3TY7693-0C..	89265.-	NA	1

† Pl. add coil voltage code from table on page no. 35.

110V, 230V, 415V are stock items for 3TH, 3TF30-56

24V is stock item only for 3TH30/3TF30/31/32/33

For contactor	Type†	Unit LP ₹		Std. pkg. (nos.)
		For 24/110/ 220V		
3TF68	3TY7683-0D..	LP on request		1
3TF69	3TY7693-0D..			1

† Pl. add coil voltage code from table on page no. 35.

24V, 110V, 220V are stock items only for 3TH3/3TF30/31/32/33

■ Stock items

Siemens switchgear. Tried, tested, trusted.

Connector

The 3TS90 **connector** is used to mount the motor protection circuit breaker 3VS/3VU on the contactor 3TF with screw terminals. It enables mechanical and electrical connection between contactor and motor starter protection circuit breaker.



Range:

MPCB		Contactor		Type of Connector	Unit LP ₹	Std. pkg. (nos.)
Type	Current Rating	Type	AC3 Current Rating			
3VS13/3VU13	0.16 to 20A	3TF30/31	9 / 12 A	3TS9001-8K	305.-	1
3VS13/3VU13	6 to 25A	3TF32/33	16 / 22A	3TS9002-8K	355.-	1

Benefits:

- 1) Direct mounting of 3VS/3VU MPCB on 3TF
- 2) Secure poor connections
- 3) Reduced feeder size and assemble time

Spares for 3TC contactors

Description	Version	Type	Unit LP ₹	Std. pkg. (nos.)
Set of main contacts	3TC44	3TY2440-0A	6815.-	1
	3TC48	3TY2480-0A	16690.-	1
	3TC52	3TY2520-0A	47340.-	1
	3TC56	3TY2560-0A	93880.-	1
AC coils ¹⁾ (50 Hz)	3TC44	3TY7403-0A..	700.-	1
	3TC48	3TY6483-0A..	8910.-	1
	3TC52	3TY6523-0A..	12010.-	1
DC coils ²⁾	3TC44	3TY6443-0B..	12305.-	1
	3TC48	3TY6483-0B..	20985.-	1
	3TC52	3TY6523-0B..	51880.-	1
	3TC56	3TY6563-0B..	72050.-	1
Arc chambers	3TC44	3TY2442-0A	6680.-	1
	3TC48	3TY2482-0A	12120.-	1
	3TC52	3TY2522-0A	18865.-	1
	3TC56	3TY2562-0A	38135.-	1
Auxiliary contacts 1st 1NO + 1NC Left/Right 2nd 1NO + 1NC Left 2nd 1NO + 1NC Right	3TC44/48	3TY6501-1AA00	3035.-	1
	3TC48	3TY6501-1K		1
	3TC48	3TY6501-1L		1

1) AC coil voltage - Please enter coil codes from table below

Code	B0	F0	U0	R0
Coil voltage (50 Hz)	24	110	240	415 ⁵

\$ Only for 3TC 44

2) DC coil voltage - Please enter coil codes from table below

Code	B4	F4	M4
Coil voltage	24	110	220



■ Stock items

Please order in multiples of standard packing.



SIEMENS

Ingenuity for life

Explore 3TS range of Contactors

3TS Capacitor duty Contactors
3TS 2 Pole Contactors
3TS Converter duty Contactors
3TS LED Switching Contactors
3TS 4 Pole Contactors

www.siemens.co.in

3TS Capacitor duty contactors

The 3TS capacitor duty contactor (with **patented** de-latching technology) provides a reliable and economical solution for capacitor switching applications.

Features and Benefits

- De-latching operating principle
- SIGUT Termination technique
- Finger touch proof terminals
- Compact Dimensions
- DIN / Screw mounting
- Reliable switching of capacitor banks
- Ease of wiring (can obviate use of lugs)
- Operator Safety
- Space saving
- Flexible mounting



Capacitor kVAR 415V, 3ph, 50Hz	Built-in aux. contacts	Type®	Unit LP ₹	Built-in aux. contacts	Type®	Unit LP ₹	Std. pkg. (nos.)
7 kvar	1 NO	3TS1110-0A..5-8K†	2195.-				
12.5 kvar	–	3TS1200-0A..5-8K†	2440.-	1NO+1NC	3TS1211-0A..5-8K	2790.-	1
16 kvar	–	3TS1300-0A..5-8K†	3355.-	1NO+1NC	3TS1311-0A..5-8K	3700.-	1
20 kvar	–	3TS1400-0A..5-8K†	3775.-	1NO+1NC	3TS1411-0A..5-8K	4120.-	1
25 kvar	–	3TS1500-0A..5-8K†	4370.-	1NO+1NC	3TS1511-0A..5-8K	4720.-	1
50 kvar	2 NO + 2 NC	3TS1722-0A..5-8K	13515.-				

3RT26 Capacitor duty contactor

Capacitor kVAR 415V, 3ph, 50Hz	Coil voltage	Built-in aux. contacts	Type	Unit LP	Std. pkg. (nos.)
75 kvar	24V, 50HZ	1NO + 1NC	3RT2637-1AB03	22620.-	1
	110V, 50HZ		3RT2637-1AF03		
	230V, 50HZ		3RT2637-1AP03		
100 kvar	24V, 50HZ	1NO + 1NC	3RT2646-1AB03	27610.-	1
	110V, 50HZ		3RT2646-1AF03		
	230V, 50HZ		3RT2646-1AP03		

Note: refer the product datasheet for rated current and other details

@ AC 50Hz coil code - Please enter coil codes from table below

	For 3TS contactors		
Code	F0	P0	R0
Coil voltage (V)	110	230	415

† Facility to add one contact block of 1NO / 1NC

Auxiliary contact blocks

For contactor	Description	Type	Unit LP ₹	Std. pkg. (nos.)
3TS1110-3TS1500	1NO	■ 3TX4010-2A	180.-	10
	1NC	■ 3TX4001-2A	180.-	10

3TS Converter duty contactors

Features

- Offers one of the highest AC-1 rating in given size
- Arc chamber interlock
- SIGUT Termination technique
- Compact Dimensions
- Screw mounting
- Double break parallel bridge auxiliary contacts

Applications

- VFD, Soft Starters applications
- UPS
- Solar and Wind inverters
- Resistive loads
- Battery charging
- Neutral switching



Contactor Size	Rated current Ie (A) AC1 at 415V	AC Coil		
		Type	Unit LP ₹	Std. pkg. (nos.)
3	100	3TS4822-0A..1-8K	7900.-	1
4	145	3TS5022-0A..1-8K	14515.-	1
6	200	3TS5122-0A..1-8K	19730.-	1
6	225	3TS5222-0A..1-8K	22060.-	1
8	275	3TS5322-0A..1-8K	31345.-	1
8	325	3TS5422-0A..1-8K	34825.-	1
10	400	3TS5522-0A..1-8K	39040.-	1
12	525	3TS5622-0A..1-8K	52540.-	1
12	630	3TS5722-0C..1-8K	70975.-	1

for 3TS48-3TF56

	AC Coil (50Hz)	
Code	F0	P0
Coil voltage (V)	110	230

for 3TS57

AC 50/60Hz	Coil voltage (V)	110-132	220-240
	Code	F7	M7

3TS 2 Pole contactors



Benefits:

- Ease of wiring (can avoid use of lugs)
- Operator Safety (contactor cannot be switched-on if arc chamber is not fitted properly)
- Flexible mounting
- Space saving
- Unmatched contact reliability (ensures reliable contact at low voltage & low currents)

Standards:

3TS contactors conform to IS 13947 and IEC 60947. They also carry CE mark.

Application:

- Single Phase Pumps
- HVAC
- ESP
- Lighting

Rated current (A) Ie AC3 upto 415V	Auxiliary contacts	Type	Unit LP ₹	Std. pkg. (nos.)
9	1NO	3TS3010-0A..2-8K	745.-	1
12	1NO	3TS3110-0A..2-8K	800.-	1
18	1NO	3TS3210-0A..2-8K	930.-	1
25	-	3TS3300-0A..2-8K	1160.-	1
32	-	3TS3400-0A..2-8K	2545.-	1
40	-	3TS3500-0A..2-8K	3700.-	1
50	-	3TS3600-0A..2-8K	4535.-	1
65	2NO+2NC	3TS4722-0A..2-8K	7000.-	1
75	2NO+2NC	3TS4822-0A..2-8K	7900.-	1
85	2NO+2NC	3TS4922-0A..2-8K	9115.-	1
105	2NO+2NC	3TS5022-0A..2-8K	12770.-	1
140	2NO+2NC	3TS5122-0A..2-8K	15670.-	1
160	2NO+2NC	3TS5222-0A..2-8K	20550.-	1
205	2NO+2NC	3TS5322-0A..2-8K	22635.-	1
250	2NO+2NC	3TS5422-0A..2-8K	25540.-	1
300	2NO+2NC	3TS5522-0A..2-8K	31935.-	1
400	2NO+2NC	3TS5622-0A..2-8K	40605.-	1

Coil voltage (V AC 50Hz)	110 V AC	230 V AC	415V AC
Code	F0	P0	R0

Spares for 3TS Contactors

Capacitor Duty

Spare coils

Contactors kVAr	Description	Type*	Unit LP ₹	Std. pkg. (nos.)
7 kVAr	AC 50Hz coil	3TY74030A..	700.-	1
12.5 kVAr				
16 kVAr				
20 kVAr		3TY74430A..	860.-	1
25 kVAr				
50 kVAr				

* For coil, refer below table

For 3TS contactors			
Code	F0	P0	R0
Coil voltage (V)	110	230	415

Pre-charge resistor + Contact block kit

Contactors kVAr	Description	Type	Unit LP ₹	Std. pkg. (nos.)
12.5 kVAr	Pre-charge resistor + early making contact block kit + main contacts kit	3TS9762-0SX15-8K	1750.-	1
16 kVAr		3TS9763-0SX15-8K	2600.-	1
20 kVAr		3TS9764-0SX15-8K	2935.-	1
25 kVAr		3TS9765-0SX15-8K	3450.-	1
50 kVAr		3TS9767-0SX15-8K	8870.-	1

Note: Pre-charge resistor + early making contact block kit + main contacts should be replaced simultaneously

Convertor Duty

Main contact kits (set of 6 fixed & 3 moving contacts)

Contactors rating	Description	Type*	Unit LP ₹	Std. pkg. (nos.)
3TS48	Spare main contact kits	3TS9148-01-8K	3990.-	1
3TS50		3TS9150-01-8K	7120.-	1
3TS51		3TS9151-01-8K	9685.-	1
3TS52		3TS9152-01-8K	10825.-	1
3TS53		3TS9153-01-8K	15380.-	1
3TS54		3TS9154-01-8K	17095.-	1
3TS55		3TS9155-01-8K	18800.-	1
3TS56		3TS9156-01-8K	25070.-	1
3TS57		3TS9157-01-8K	34185.-	1

Spare coils

	AC Coil	Unit LP ₹
3TS48	3TY7463-0A..	1430.-
3TS50	3TY7483-0A..	2615.-
3TS51/52	3TY7503-0A..	2655.-
3TS53/54	3TY7523-0A..	3365.-
3TS55	3TY7543-0A..	4070.-
3TS56	3TY7563-0A..	5915.-
3TS57	3TY7573-0C..	17755.-

refer page no. 40 for coil codes

SIEMENS

Ingenuity for life

3TS 4 Pole Contactors for Power Applications

www.siemens.co.in

NEW




Contactor Size	Rated current Ie (A) AC1 at 415V	AC Coil ¹⁾	Unit LP ₹		DC Coil ¹⁾	Unit LP ₹	
			Standard Coil	Electronic Coil		Standard Coil	Electronic Coil
Size 0	18A	3TS3100-0A..4-8K	1165.-		3TS3100-0B..4-8K	2295.-	
Size 0	25A	3TS3200-0A..4-8K	1230.-		3TS3200-0B..4-8K	2600.-	
Size 1	35A	3TS3300-0A..4-8K	1375.-		3TS3300-0B..4-8K	3020.-	
Size 1	40A	3TS3400-0A..4-8K	1815.-		3TS3400-0B..4-8K	4390.-	
Size 2	45A	3TS3500-0A..4-8K	2160.-	2660.-	3TS3500-0B..4-8K		5050.-
Size 2	50A	3TS3600-0A..4-8K	2320.-	2820.-	3TS3600-0B..4-8K		6300.-
Size 2	65A	3TS3700-0A..4-8K	4515.-	5015.-	3TS3700-0B..4-8K		8775.-
Size 2	65A*	3TS3700-0A..4-8KA0	5095.-	5595.-	3TS3700-0B..4-8KA0		10050.-

1) Please add coil voltage code from table below

* 50A AC-3 rating

Size S0 & S1	Standard Coil				
	AC (50 Hz)			DC	
Code	F7	M7	R7	B4	E4
Coil Voltages	87...127 V	175...240 V	337...427 V	24 V	52...55V DC

Size S2	Standard Coil			Electronic Coil 			
	AC (50 Hz)			AC (50 Hz)		DC	
Code	F0	P0	R0	F7	M7	B4	E4
Coil Voltages	110 V	230 V	415 V	81...136 V	137...273 V	24 V	52...55V DC

Accessories

Auxiliary Contact Block	Type	Unit LP ₹
1 NO	3TX40 10-2A	180.-
1 NC	3TX40 01-2A	180.-

Mechanical Interlock	Type	Unit LP ₹
Size 0 and Size 1	3TX4091-1A	570.-
S2	3TX4091-1A + 3TX4091-1G**	570.-
		150.-

Surge Suppressor		Coil Voltage		Varistors		RC Element	
		AC	DC	Type	Unit LP ₹	Type	Unit LP ₹
Size 0, Size 1 and Size 2	Standard Coil	24 - 48 V	24 - 70 V	3TX7402-3GY1	515.-	3TX7402-3RY2	815.-
		48 - 127V	70 - 150V	3TX7402-3HY1	515.-	3TX7402-3SY2	
		127 - 240V	150 - 250V	3TX7402-3JY1	515.-	3TX7402-3TY2	
		240 - 400V	-	3TX7402-3KY1	660.-	3TX7402-3UY2	
Size 2	Electronic Coil	81-273V AC				3TX7402-3PY2	
			24-55V			3TX7402-3QY2	

**Used only when the contactors are DIN rail mounted. Refer catalog for more details

Main Contact Kits (set of 8 fixed and 4 moving contacts)

Contactor Size	Rated current Ie (A) AC1 at 415V	For Contactor	Type	Unit LP ₹
Size 1	35A	3TS3300	3TS9133-0E	955.-
Size 1	40A	3TS3400	3TS9134-0E	1350.-
Size 2	45A	3TS3500	3TS9135-0E	2050.-
Size 2	50A	3TS3600	3TS9136-0E	2410.-
Size 2	65A	3TS3700	3TS1937-0E	2585.-
Size 2	65A*	3TS3700	3TS9137-0A	3495.-

* 50A AC-3 rating

Spare Coils

Contactor Size	Type ²⁾	Unit LP ₹	Type ²⁾	Unit LP ₹
	AC		DC	
Size 0	3TS9231-0A..4-8K	730.-	3TS9231-0B..4-8K	990.-
Size 1	3TS9233-0A..4-8K	780.-	3TS9233-0B..4-8K	1045.-
Size 2	3TS9235-0A..4-8K (Standard)	860.-		
Size 2	3TS9235-0A..4-8K (Electronic)	1250.-	3TS9235-0B..4-8K (Electronic)	1490.-

2) Please add voltage code from table in page no 42



NEW

3TS Single Pole LED Contactors

Siemens 3TS LED Contactors been designed keeping in mind the challenges in LED lamp switching applications and thus offers a highly reliable & safe solution to the customer

Available in
4000W - 3TS3210-0AM71-8K
8000W - 3TS3310-0AM71-8K

Prices on request



SIEMENS

Ingenuity for life

Spring loaded connections are...

Strong

Flexible



Fast

Safe

Easy connecting & wiring

Switch to Spring Loaded Technology

Thermal Overload Relays - 3RU



For contactor mounting - Class 10 - Screw Terminals

Size of relay / contactor	Set current value of the inverse-time delayed overload release A	Type#	Unit LP ₹	Std. pkg. (nos.)
S00	0.11 ... 0.16	3RU2116-0AB0	1910.-	1
	0.14 ... 0.2	3RU2116-0BB0		
	0.18 ... 0.25	3RU2116-0CB0		
	0.22 ... 0.32	3RU2116-0DB0		
	0.28 ... 0.4	3RU2116-0EB0		
	0.35 ... 0.5	3RU2116-0FB0		
	0.45 ... 0.63	3RU2116-0GB0		
	0.55 ... 0.8	3RU2116-0HB0		
	0.7 ... 1	3RU2116-0JB0		
	0.9 ... 1.25	3RU2116-0KB0		
	1.1 ... 1.6	3RU2116-1AB0	1930.-	
	1.4 ... 2	3RU2116-1BB0		
	1.8 ... 2.5	3RU2116-1CB0		
	2.2 ... 3.2	3RU2116-1DB0		
	2.8 ... 4	3RU2116-1EB0		
	3.5 ... 5	3RU2116-1FB0		
	4.5 ... 6.3	3RU2116-1GB0		
	5.5 ... 8	3RU2116-1HB0		
	7 ... 10	3RU2116-1JB0		
	9 ... 12.5	3RU2116-1KB0		
11 ... 16	3RU2116-4AB0	2055.-		
S0	1.8 ... 2.5	3RU2126-1CB0	2055.-	1
	2.2 ... 3.2	3RU2126-1DB0		
	2.8 ... 4	3RU2126-1EB0		
	3.5 ... 5	3RU2126-1FB0		
	4.5 ... 6.3	3RU2126-1GB0		
	5.5 ... 8	3RU2126-1HB0		
	7 ... 10	3RU2126-1JB0	2130.-	
	9 ... 12.5	3RU2126-1KB0	2200.-	
	11 ... 16	3RU2126-4AB0	2260.-	
	14 ... 20	3RU2126-4BB0	2260.-	
	17 ... 22	3RU2126-4CB0	2260.-	
	20 ... 25	3RU2126-4DB0	2260.-	
	23 ... 28	3RU2126-4NB0	3775.-	
	27 ... 32	3RU2126-4EB0		
	30 ... 36	3RU2126-4PB0		
	34 ... 40	3RU2126-4FB0		

Size of relay / contactor	Set current value of the inverse-time delayed overload release A	Type#	Unit LP ₹	Std. pkg. (nos.)
S2	11 ... 16	3RU2136-4AB0	3905.-	1
	14 ... 20	3RU2136-4BB0		
	18 ... 25	3RU2136-4DB0		
	22 ... 32	3RU2136-4EB0		
	28 ... 40	3RU2136-4FB0		
	36 ... 45	3RU2136-4GB0	4925.-	
	40 ... 50	3RU2136-4HB0	5250.-	
	47 ... 57	3RU2136-4QB0	5910.-	
	54 ... 65	3RU2136-4JB0	6620.-	
	62 ... 73	3RU2136-4KB0	6820.-	
	70 ... 80	3RU2136-4RB0	7220.-	
S3	28 ... 40	3RU2146-4FB0	6135.-	1
	36 ... 50	3RU2146-4HB0	6135.-	
	45 ... 63	3RU2146-4JB0	6760.-	
	57 ... 75	3RU2146-4KB0	7000.-	
	70 ... 90	3RU2146-4LB0	7415.-	
	80 ... 100	3RU2146-4MB0	9225.-	

* To order overload relays with spring-type terminals replace 10th digit from 'B' to 'C' (for S00, S0 size only)



Accessory for independent mounting

For size of relay	Relay type	Type	Unit LP ₹	Std. pkg. (nos.)
S00*	3RU21, 3RB30/31, 3RR21/22/24	3RU2916-3AA01	610.-	1
S0*	3RU21, 3RB30/31, 3RR21/22/24	3RU2926-3AA01	625.-	1
S2	3RU21, 3RB30/31, 3RR21/22/24	3RU2936-3AA01	1030.-	1
S3	3RU21/3RB30/3RB31	3RU2946-3AA01	1210.-	1



* To order terminal supports for overload relays with spring-type terminals replace 10th digit from 'A' to 'C' for S00, S0 only



Thermal Overload Relays - 3RU



Separate Mounting - Class 10

Size of relay / contactor	Rating for induction motor Rated value kW	Set current value of the inverse-time delayed overload release A	Type*	Unit LP ₹	Std. pkg. (nos.)
S6	45	70 - 100	3RU2156-5BB10-8K	8490.-	1
	55	90 - 125	3RU2156-5CB10-8K	8980.-	1
	75	110 - 160	3RU2156-5DB10-8K	8995.-	1
	110	140 - 200	3RU2156-5EB10-8K	8995.-	1
	45	70 - 100	3RU2156-5BW10-8K [§]	8025.-	1
	55	90 - 125	3RU2156-5CW10-8K [§]	8995.-	1
	75	110 - 160	3RU2156-5DW10-8K [§]	8995.-	1
S10	110	140 - 200	3RU2166-5EB10-8K	11795.-	1
	132	180 - 250	3RU2166-5FB10-8K		1
	160	220 - 320	3RU2166-5GB10-8K		1
S12	200	280 - 400	3RU2176-5HB10-8K	15295.-	1
	250	350 - 500	3RU2176-5JB10-8K		1

Separate Mounting - Class 30

Size of relay / contactor	Rating for induction motor Rated value kW	Set current value of the inverse-time delayed overload release A	Type*	Unit LP ₹	Std. pkg. (nos.)
S6	37	55 - 80	3RU2356-5AB10-8K	15295.-	1
	45	70 - 100	3RU2356-5BB10-8K		1
	55	90 - 125	3RU2356-5CB10-8K		1
	37	55 - 80	3RU2356-5AW10-8K [§]		1
	45	70 - 100	3RU2356-5BW10-8K [§]		1
	55	90 - 125	3RU2356-5CW10-8K [§]		1
S10	75	110 - 160	3RU2366-5DB10-8K	15295.-	1
	110	140 - 200	3RU2366-5EB10-8K		1
S12	132	180 - 250	3RU2376-5FB10-8K	15295.-	1
	160	220 - 320	3RU2376-5GB10-8K		1

* For heavy duty applications (starting time > 10s), it is recommended to use 3RU class 30 relays to avoid nuisance tripping and reliable protection.

§ Range available with straight through transformer

Microprocessor based overload relay - 3RB

Size	Current setting range A	3RB (Class 10)		3RB (Class 20)		3RB (Class 5 to 30 – Settable)		Std. pkg. (nos.)
		With overload, phase failure and phase unbalance protections		With overload, phase failure and phase unbalance protections		With overload, phase failure and phase unbalance and earth fault protection		
		Type*	Unit LP ₹	Type*	Unit LP ₹	Type*	Unit LP ₹	
S00	0.1 ... 0.4	3RB3016-1RB0	4255.-	3RB3016-2RB0	5320.-	3RB3113-4RB0	8725.-	1
	32 ... 1.25	3RB3016-1NB0		3RB3016-2NB0		3RB3113-4NB0		1
	1 ... 4	3RB3016-1PB0		3RB3016-2PB0		3RB3113-4PB0		1
	3 ... 12	3RB3016-1SB0		3RB3016-2SB0		3RB3113-4SB0		1
	4 ... 16	3RB3016-1TB0		3RB3016-2TB0		3RB3113-4TB0		1
S0	0.1 ... 0.4	3RB3026-1RB0	4865.-	3RB3026-2RB0	6070.-	3RB3123-4RB0	9125.-	1
	32 ... 1.25	3RB3026-1NB0		3RB3026-2NB0		3RB3123-4NB0		1
	1 ... 4	3RB3026-1PB0		3RB3026-2PB0		3RB3123-4PB0		1
	3 ... 12	3RB3026-1SB0		3RB3026-2SB0		3RB3123-4SB0		1
	6 ... 25	3RB3026-1QB0		3RB3026-2QB0		3RB3123-4QB0		1
	10 ... 40	3RB3026-1VB0		3RB3026-2VB0		3RB3123-4VB0		1
S2	12.5 to 50	3RB3036-1UB0 [#]	7440.-	3RB3036-2UB0 [#]	9285.-	3RB3133-4UB0 [#]	11915.-	1
	20 ... 80	3RB3036-1WB0 [#]	11215.-	3RB3036-2WB0 [#]	14030.-	3RB3133-4WB0 [#]	15530.-	1
	12.5 to 50	3RB3036-1UW1 [#]	7440.-	3RB3036-2UW1 [#]	9285.-	3RB3133-4UW1 [#]	11915.-	1
	20 ... 80	3RB3036-1WW1 [#]	11215.-	3RB3036-2WW1 [#]	14030.-	3RB3133-4WW1 [#]	15530.-	1
S3	12.5 ... 50	3RB3046-1UB0 [#]	8820.-	3RB3046-2UB0 [#]	11035.-	3RB3143-4UB0 [#]	15545.-	1
	32 ... 115	3RB3046-1XB0 [#]	11500.-	3RB3046-2XB0 [#]	14445.-	3RB3143-4XB0 [#]	15850.-	1
	12.5 ... 50	3RB3046-1UW1 [#]	9450.-	3RB3046-2XW1 [#]	11660.-	3RB3143-4UW1 [#]	15785.-	1
	32 ... 115	3RB3046-1XW1 [#]	11570.-	3RB3046-2XW1 [#]	14445.-	3RB3143-4XW1 [#]	15850.-	1
S6	50 ... 200	3RB2056-1FC2 ^{&}	14645.-	3RB2056-2FC2 ^{&}	18315.-	3RB2153-4FC2 ^{&}	21920.-	1
S6	50 ... 200	3RB2056-1FW2 [§]		3RB2056-2FW2 [§]		3RB2153-4FW2 [§]		1
S10/12	55 ... 250	3RB2066-1GC2 ^{&}	15980.-	3RB2066-2GC2 ^{&}	22250.-	3RB2163-4GC2 ^{&}	22355.-	1
S10/12	160 ... 630	3RB2066-1MC2 ^{&}	28440.-	3RB2066-2MC2 ^{&}	35555.-	3RB2163-4MC2 ^{&}	36830.-	1

* For size S00 & S0: To order relay with spring type terminals, please replace 10th digit from 'B' to 'E'

Devices with straight-through transformer for stand-alone installation

@ Devices with screw terminals for mounting onto contactor.

& Devices with busbar connection for mounting onto contactor or stand-alone installation.

§ Devices with straight-through transformer for mounting onto contactor with Box terminals or stand-alone installation.

Microprocessor based overload relay - 3RB22 / 3RB23

0.3 – 3 A
2.4 – 25 A



10 – 100 A



20 – 200 A



63 – 630 A



Current Measuring Module

+



- 0.1 mtr.
- 0.5 mtr.

Connecting Cable

+



- Overload Protection
- Trip Class 5 to 30 settable
- Thermistor motor protection
- Phase failure protection
- Phase unbalance protection
- Large setting range (1:10)
- Overload warning
- LED indication

Evaluation Module



Operator panels



- Analog Output (4-20mA)



- Internal earth fault protection
- Ground fault signaling
- Overload warning

Functional Module (Optional)

Evaluation modules

(Suitable with all current measuring modules)

Description	Type	Unit LP ₹	Std. pkg. (nos.)
3RB22 with monostable output	3RB2283-4AA1	17295.-	1
3RB23 with bistable output	3RB2383-4AA1	24905.-	1
3RB24 with Monostable output (Processing for I/O link)	3RB2483-4AA1	25500.-	1

Current measuring modules

Size	Current range	Type	Unit LP ₹	Std. pkg. (nos.)
S00/S0	0.3 to 3A	3RB2906-2BG1	10110.-	1
	2.4 to 25A	3RB2906-2DG1	10675.-	1
S2/S3	10 to 100A	3RB2906-2JG1	11790.-	1
S6	20 to 200A	3RB2956-2TG2	23045.-	1
S10/12	63 to 630A	3RB2966-2WH2	26600.-	1

Connecting cable

(For connection between evaluation module and current measuring module)

Description	Type	Unit LP ₹	Std. pkg. (nos.)
Length 0.1 m (S00...S3)	3RB2987-2B	920.-	1
Length 0.5 m (S00...S12)	3RB2987-2D	1345.-	1

Function modules for 3RB22 3RB23 (optional)

Description	Type	Unit LP ₹	Std. pkg. (nos.)
Overload warning + Analog output	3RB2985-2AA0	6370.-	1
Internal earth fault protection + Overload warning + Analog output	3RB2985-2AA1	10205.-	1
Internal earth fault (protection + signaling) + Analog output	3RB2985-2AB1		
Internal earth fault protection + Overload warning	3RB2985-2CA1	1950.-	1
Internal earth fault (protection + signaling)	3RB2985-2CB1		

Operator Panel module for 3RB24 (optional)

Description	Type	Unit LP ₹	Std. pkg. (nos.)
Operator panels (set) One set comprises: • 1 x operator panel • 1 x 3RA6936-0A enabling module • 1 x 3RA6936-0B interface cover • 1 x fixing terminal	3RA6935-0A	73645.-	1
Connecting cables Length 2.5 m (round), for connecting the evaluation module to the operator panel	3UF7933-0BA00-0	3974.-	1

Accessories for 3RB20 and 3RB21

Description	For size	Type	Unit LP ₹	Std. pkg. (nos.)
Resetting plunger with funnel	S0 - S12	3RU1900-1A	790.-	1
Reset cord with holder - 400mm 600mm	S00 - S3	3RU1900-1B 3RU1900-1C	2255.-	1

Accessories for 3RU2 Thermal overload relays and 3RB3 solid state overload relays

Accessory Type	Version	Size	3RU2 Thermal overload relay	3RB30/31 solid state overload relay	Type	Unit LP ₹	Std. pkg. (nos.)
Mechanical Reset	Resetting plungers, holders & formers	S00, S0, S6-S12	✓	X	3RU2900-1A	690.-	1
	Resetting plungers, holders & formers		X	✓	3RB3980-0A	350.-	1
	Pushbuttons with extended stroke (12 mm), IP65, Dia 22 mm		✓	✓	3SU1200-0FB10-0AA0	1975.-	1
	Extension plungers		✓	✓	3SU1900-0KG10-0AA0	170.-	1
Cable releases with holder for RESET	Length 400mm	S00, S0, S6-S12	✓	X	3RU2900-1B	1945.-	1
	Length 600mm		✓	X	3RU2900-1C		1
	Length 400mm		X	✓	3RB3980-0B	3390.-	1
	Length 600mm		X	✓	3RB3980-0C		
Module for remote reset, electrical	24 ... 30 V AC/DC	S00, S0, S6-S12	✓	X	3RU1900-2AB71	2470.-	1
	110 ... 127 V AC/DC		✓	X	3RU1900-2AF71		
	220 ... 250 V AC/DC		✓	X	3RU1900-2AM71		
Sealable covers for covering the setting knob	For 3RB30/3RB31	S00, S0, S6-S12	X	✓	3RB3984-0	1610.-	1
	For 3RU2 / 3RV2		✓	X	3RV2908-0P	90.-	10
Terminal Covers for busbar connections	Length 55 mm	S3			3RT1946-4EA1	740.-	1
	Length 100 mm	S6	✓	✓	3RT1956-4EA1	1420.-	1
	Length 120 mm	S10, S12	✓	✓	3RT1966-4EA1	1875.-	1
Terminal Cover for Box Terminals	Length 20.6 mm	S2	✓	✓	3RT1936-4EA2	535.-	1
	Length 20.8 mm	S3	✓	✓	3RT1946-4EA2	535.-	1
	Length 25 mm	S6	✓	✓	3RT1956-4EA2	830.-	1
	Length 30 mm	S10/12	✓	✓	3RT1966-4EA2	1465.-	1



Widest range electronic overload relays

Thermal overload relays - 3UA / 3UC

Bimetal relay	Current type of mounting	Current setting range A	Type	Unit LP ₹	Std. pkg. (nos.)			
3UA50	Contactor® mounting (3TF30/31)	0.1 – 0.16	3UA5000-0A	1780.-	1			
		0.16 – 0.25	3UA5000-0C					
		0.25 – 0.4	■ 3UA5000-0E					
		0.4 – 0.63	■ 3UA5000-0G					
		0.63 – 1	■ 3UA5000-0J					
		0.8 – 1.25	■ 3UA5000-0K					
	1 – 1.6	■ 3UA5000-1A						
	1.25 – 2	■ 3UA5000-1B						
	Contactor® mounting (3TF32/33)	1.6 – 2.5	■ 3UA5000-1C	1795.-	1			
		2 – 3.2	■ 3UA5000-1D					
		2.5 – 4	■ 3UA5000-1E					
		3.2 – 5	■ 3UA5000-1F					
4 – 6.3		■ 3UA5000-1G						
5 – 8		■ 3UA5000-1H						
3UA52	Contactor® mounting (3TF32/33)	6.3 – 10	■ 3UA5000-1J	1990.-	1			
		8 – 12.5	■ 3UA5000-1K					
		10 – 14.5	■ 3UA5000-2S					
		1 – 1.6	3UA5200-1A			1990.-	1	
		1.25 – 2	3UA5200-1B					
		1.6 – 2.5	3UA5200-1C					
	2 – 3.2	3UA5200-1D						
	2.5 – 4	3UA5200-1E						
	3.2 – 5	3UA5200-1F						
	Contactor® mounting (3TF34/35, 44/45)	4 – 6.3	■ 3UA5200-1G	1825.-	1			
		5 – 8	■ 3UA5200-1H					
		6.3 – 10	■ 3UA5200-1J					
8 – 12.5		■ 3UA5200-1K						
10 – 16		■ 3UA5200-2A	2025.-			1		
12.5 – 20		■ 3UA5200-2B						
16 – 25	■ 3UA5200-2C							
3UA55	Contactor® mounting (3TF34/35, 44/45)	10 – 16	■ 3UA5500-2A	3165.-	1			
		12.5 – 20	■ 3UA5500-2B					
		16 – 25	■ 3UA5500-2C					
		20 – 32	■ 3UA5500-2D					
		25 – 36	■ 3UA5500-2Q			3290.-	1	
		32 – 40	■ 3UA5500-2R					
	36 – 45	■ 3UA5500-8M						
	3UA58-Z1	Contactor® mounting (3TF46, 3TF47, 3TF48, 3TF49)	16 – 25	3UA5800-2CZ1	5705.-			1
			20 – 32	3UA5800-2DZ1				
			25 – 40	3UA5800-2EZ1				
			32 – 50	■ 3UA5800-2FZ1	4865.-	1		
			40 – 57	■ 3UA5800-2TZ1				
50 – 63			■ 3UA5800-2PZ1	5705.-			1	
57 – 70	■ 3UA5800-2VZ1							
63 – 80	■ 3UA5800-2UZ1							
70 – 95	■ 3UA5800-8YZ1							
3UA58-Z2	Contactor® mounting (3TF47 7)	16 – 25	3UA5800-2CZ2		5705.-	1		
		20 – 32	3UA5800-2DZ2					
		25 – 40	3UA5800-2EZ2					
		32 – 50	■ 3UA5800-2FZ2	4895.-	1			
		40 – 57	■ 3UA5800-2TZ2					
		50 – 63	■ 3UA5800-2PZ2			5735.-	1	
57 – 70	■ 3UA5800-2VZ2							
63 – 80	■ 3UA5800-2UZ2							
3UA58 30	Contactor® mounting (3TF50)	70 – 95	■ 3UA5830-5B	6285.-	1			
		85 – 105	■ 3UA5830-5C	6405.-	1			
		95 – 120	■ 3UA5830-5D					
3UA62	Independent mounting	85 – 135	■ 3UA6230-5A	9135.-	1			
		115 – 180	■ 3UA6230-5B					
		160 – 250	■ 3UA6230-5C	12615.-	1			
3UA68	Independent mounting	200 – 320	■ 3UA6230-5D	12990.-	1			
		250 – 400	■ 3UA6230-5E					
		320 – 500	3UA6830-5F	16790.-	1			
400 – 630	3UA6830-5G							

© Can be converted to independent mounting using accessory.

Relays for heavy starting applications, independent mounting

Current setting range A	Type	Unit MRP ₹	Current setting range A	Type	Unit LP ₹	Std. pkg. (nos.)
2.5 – 4	3UC5030-5E	15875.-	40 – 63	3UC5830-5G	15875.-	1
4 – 6.3	3UC5030-5G		16180.-	63 – 100	3UC6230-5J	1
6.3 – 10	3UC5030-5J					
8 – 12.5	3UC5030-5K					
10 – 16	3UC5830-5A					
16 – 25	3UC5830-5C					
25 – 40	3UC5830-5E					
100 – 160	3UC6230-5A					
125 – 200	3UC6630-5B					
160 – 250	3UC6630-5C					
250 – 400	3UC6630-5E					

Note: Relays always supplied in manual execution, can be converted at site to auto execution.

Accessories for 3UA birelays

Description	For relay type	Type	Unit LP ₹	Std. pkg. (nos.)
Accessory for independent mounting	3UA50	■ 3UX1418	410.-	1
	3UA52	■ 3UX1420	430.-	1
	3UA55	■ 3UX1425	525.-	1
	3UA58	■ 3UX1421	550.-	1
	3UA58 30	■ 3UX1421-OXA	600.-	1
Resetting plunger funnel	3UA5/6, 3UC5/6	3UX1011 3UX1013	190.-	10 10
Reset cord + holder: 400 mm length 600 mm length	3UA5/6, 3UC5/6	3UX1015	265.-	5
		3UX1016	265.-	5
Protection cover	3UA58/3UA58 30 Other 3UA5/6	3UX11101YA 3UX11111YA	195.-	10 10
		Set of 3 terminals to convert from 3UA5800-2. or 3UA5800-2.Z2 to 3UA5800-2.Z1 3UA5800-2.Z1 or 3UA5800-2.Z2 to 3UA5800-2. 3UA5800-2. or 3UA5800-2.Z1 to 3UA5800-2.Z2	3UX5811 3UX5812 3UX5813	150.-



■ Stock items

MRP - Maximum Retail Price

LP - List Price

Motor Protection Circuit Breakers - 3RV



Class 10, without auxiliary switch, standard switching capacity, screw terminals

MPCB Specifications			MPCB with Standard release ¹⁾		MPCB with "relay function" ²⁾		MPCB with "Mag only" Release ³⁾		MPCB for transformer protection	
MPCB Size	MPCB rated current A	MPCB overload range A	Type*	Unit LP ₹	Type*	Unit LP ₹	Type*	Unit LP ₹	Type*	Unit LP ₹
S00	0.16	0.11...0.16	3RV2011-0AA10	4120.-	3RV2111-0AA10	5210.-	3RV2311-0AC10	4045.-	3RV2411-0AA10	6875.-
	0.2	0.14...0.2	3RV2011-0BA10		3RV2111-0BA10		3RV2311-0BC10		3RV2411-0BA10	
	0.25	0.18...0.25	3RV2011-0CA10		3RV2111-0CA10		3RV2311-0CC10		3RV2411-0CA10	
	0.32	0.22...0.32	3RV2011-0DA10		3RV2111-0DA10		3RV2311-0DC10		3RV2411-0DA10	
	0.4	0.28...0.4	3RV2011-0EA10		3RV2111-0EA10		3RV2311-0EC10		3RV2411-0EA10	
	0.5	0.35...0.5	3RV2011-0FA10		3RV2111-0FA10		3RV2311-0FC10		3RV2411-0FA10	
	0.63	0.45...0.63	3RV2011-0GA10	3RV2111-0GA10	3RV2311-0GC10	3RV2411-0GA10				
	0.8	0.55...0.8	3RV2011-0HA10	3RV2111-0HA10	3RV2311-0HC10	3RV2411-0HA10				
	1	0.7...1	3RV2011-0JA10	3RV2111-0JA10	3RV2311-0JC10	3RV2411-0JA10				
	1.25	0.9...1.25	3RV2011-0KA10	3RV2111-0KA10	3RV2311-0KC10	3RV2411-0KA10				
	1.6	1.1...1.6	3RV2011-1AA10	3RV2111-1AA10	3RV2311-1AC10	3RV2411-1AA10				
	2	1.4...2	3RV2011-1BA10	3RV2111-1BA10	3RV2311-1BC10	3RV2411-1BA10				
	2.5	1.8...2.5	3RV2011-1CA10	3RV2111-1CA10	3RV2311-1CC10	3RV2411-1CA10				
	3.2	2.2...3.2	3RV2011-1DA10	3RV2111-1DA10	3RV2311-1DC10	3RV2411-1DA10				
	4	2.8...4	3RV2011-1EA10	3RV2111-1EA10	3RV2311-1EC10	3RV2411-1EA10				
	5	3.5...5	3RV2011-1FA10	3RV2111-1FA10	3RV2311-1FC10	3RV2411-1FA10				
	6.3	4.5...6.3	3RV2011-1GA10	3RV2111-1GA10	3RV2311-1GC10	3RV2411-1GA10				
	8	5.5...8	3RV2011-1HA10	3RV2111-1HA10	3RV2311-1HC10	3RV2411-1HA10				
10	7...10	3RV2011-1JA10	3RV2111-1JA10	3RV2311-1JC10	3RV2411-1JA10					
12.5	9...12.5	3RV2011-1KA10	5295.-	3RV2111-1KA10	6695.-	3RV2311-1KC10	5185.-	3RV2411-1KA10	8045.-	
16	10...16	3RV2011-4AA10	6590.-	3RV2111-4AA10	8030.-	3RV2311-4AC10	6245.-	3RV2411-4AA10		
S0	16	10 ... 16	3RV2021-4AA10	6850.-	3RV2121-4AA10	8350.-	3RV2321-4AC10	6365.-	3RV2421-4AA10	8350.-
	20	13 ... 20	3RV2021-4BA10		3RV2121-4BA10		3RV2321-4BC10		3RV2421-4BA10	8785.-
	22	16 ... 22	3RV2021-4CA10	7515.-	3RV2121-4CA10	9330.-	3RV2321-4CC10	7320.-	3RV2421-4CA10	14590.-
	25	18 ... 25	3RV2021-4DA10		3RV2121-4DA10		3RV2321-4DC10		3RV2421-4DA10	16310.-
	28	23 ... 28	3RV2021-4NA10	12665.-	3RV2121-4NA10	20955.-	3RV2321-4NC10	12200.-	-	-
	32	27 ... 32	3RV2021-4EA10		3RV2121-4EA10		3RV2321-4EC10		-	-
	36	30 ... 36	3RV2021-4PA10	14475.-	-	-	3RV2321-4PC10	14075.-	-	-
	40	34 ... 40	3RV2021-4FA10		-	-	3RV2321-4FC10		-	-
S2	25	18 ... 25	3RV2031-4DA10	13625.-	3RV2131-4DA10	21580.-	3RV2331-4DC10	12555.-	3RV2431-4DA10	16795.-
	32	22 ... 32	3RV2031-4EA10		3RV2131-4EA10		3RV2331-4EC10		3RV2431-4EA10	20225.-
	36	28 ... 36	3RV2031-4PA10	14995.-	3RV2131-4PA10	23765.-	3RV2331-4PC10	13970.-	3RV2431-4PA10	22325.-
	40	32 ... 40	3RV2031-4UA10		3RV2131-4UA10		3RV2331-4UC10		3RV2431-4UA10	
	45	35 ... 45	3RV2031-4VA10	18310.-	3RV2131-4VA10	24965.-	3RV2331-4VC10	17310.-	3RV2431-4VA10	22745.-
	52	42 ... 52	3RV2031-4WA10		3RV2131-4WA10		3RV2331-4WC10		3RV2431-4WA10	
	59	49 ... 59	3RV2031-4XA10	18900.-	3RV2131-4XA10	26635.-	3RV2331-4XC10	17450.-	3RV2431-4XA10	23580.-
	65	54 ... 65	3RV2031-4JA10		3RV2131-4JA10		3RV2331-4JC10		3RV2431-4JA10	
73	62 ... 73	3RV2031-4KA10	19835.-	3RV2131-4KA10	27975.-	3RV2331-4KC10	18330.-	-	-	
80	70 ... 80	3RV2031-4RA10		3RV2131-4RA10		3RV2331-4RC10		-	-	
S3	50	36 ... 50	3RV2041-4HA10	19665.-	3RV2142-4HA10	26790.-	3RV2341-4HC10	18160.-	-	-
	63	45 ... 63	3RV2041-4JA10		3RV2142-4JA10		3RV2341-4JC10		-	-
	75	57 ... 75	3RV2041-4KA10		3RV2142-4KA10		3RV2341-4KC10		-	-
	84	65 ... 84	3RV2041-4RA10	20640.-	3RV2142-4RA10	28135.-	3RV2341-4RC10	19080.-	-	-
	93	75 ... 93	3RV2041-4YA10		3RV2142-4YA10		3RV2341-4YC10		-	-
100	80 ... 100	3RV2041-4MA10		3RV2142-4MA10		3RV2341-4MC10		-	-	

1) MPCB trips on SC and also on OL

2) MPCB trips on SC and opens contactor on OL

3) MPCB trips on SC

* Spring type terminals are not available for relay function MPCB 3RV21

* 3RV20 and 3RV23: For ordering spring type terminal please replace 11th digit from "1" to "2" (available upto 32A in S00 and S0 only)

Standard packing for all above products is 1 no.

Class 10, without auxiliary switch, increased switching capacity (100kA), screw terminals

MPCB Specifications			MPCB with Standard release ¹⁾		MPCB with "relay function" ²⁾		MPCB with "Mag only" Release ³⁾	
MPCB Size	MPCB rated current A	MPCB overload range A	Type	Unit LP ₹	Type	Unit LP ₹	Type	Unit LP ₹
S2	25	18 ... 25	3RV2032-4DA10	17505.-	-	-	3RV2332-4DC10	15075.-
	32	22 ... 32	3RV2032-4EA10	18955.-	-	-	3RV2332-4EC10	15075.-
	36	28 ... 36	3RV2032-4PA10	20405.-	-	-	3RV2332-4PC10	16760.-
	40	32 ... 40	3RV2032-4UA10	22070.-	-	-	3RV2332-4UC10	20755.-
	45	35 ... 45	3RV2032-4VA10	24300.-	-	-	3RV2332-4VC10	20755.-
	52	42 ... 52	3RV2032-4WA10	24755.-	-	-	3RV2332-4WC10	20940.-
	59	49 ... 59	3RV2032-4XA10	24975.-	-	-	3RV2332-4XC10	20940.-
	65	54 ... 65	3RV2032-4JA10	24975.-	-	-	3RV2332-4JC10	20940.-
S3	73	62 ... 73	3RV2032-4KA10	28095.-	-	-	3RV2332-4KC10	21995.-
	80	70 ... 80	3RV2032-4RA10	29885.-	-	-	3RV2332-4RC10	21995.-
	40	28 ... 40	3RV2042-4FA10	22345.-	3RV2142-4FA10	25360.-	3RV2342-4FC10	23405.-
	50	36 ... 50	3RV2042-4HA10	24580.-	3RV2142-4HA10	26790.-	3RV2342-4HC10	24840.-
	63	45 ... 63	3RV2042-4JA10	25135.-	3RV2142-4JA10	26790.-	3RV2342-4JC10	24840.-
	75	57 ... 75	3RV2042-4KA10	29780.-	3RV2142-4KA10	28135.-	3RV2342-4KC10	26080.-
	84	65 ... 84	3RV2042-4RA10	30265.-	3RV2142-4RA10	28135.-	3RV2342-4RC10	26080.-
	93	75 ... 93	3RV2042-4YA10	30265.-	3RV2142-4YA10	28135.-	3RV2342-4YC10	26080.-
	100	80 ... 100	3RV2042-4MA10	30265.-	3RV2142-4MA10	28135.-	3RV2342-4MC10	26080.-

Class 20, without auxiliary switch, screw terminals

MPCB Specifications					MPCB with Standard release ¹⁾		Std. pkg. (nos.)
MPCB Size	MPCB rated current A	MPCB overload range A	MPCB Short circuit setting A	Breaking capacity kA	Type ¹⁾	Unit LP ₹	
S2	14	9.5 ... 14	208	65	3RV2031-4SB10	16725.-	1
	17	12 ... 17	260	65	3RV2031-4TB10	16725.-	1
	20	14 ... 20	260	65	3RV2031-4BB10	16725.-	1
	25	18 ... 25	325	65	3RV2031-4DB10	18485.-	1
	32	22 ... 32	416	65	3RV2031-4EB10	19790.-	1
	36	28 ... 36	520	65	3RV2031-4PB10	20810.-	1
	40	32 ... 40	585	65	3RV2031-4UB10	21930.-	1
	45	35 ... 45	650	65	3RV2031-4VB10	23975.-	1
	52	42 ... 52	741	65	3RV2031-4WB10	24350.-	1
	59	49 ... 59	845	65	3RV2031-4XB10	24620.-	1
S3	65	54 ... 65	845	65	3RV2031-4JB10	24620.-	1
	40	28 ... 40	520	100	3RV2042-4FB10	26630.-	1
	50	36 ... 50	650	100	3RV2042-4HB10		1
	63	45 ... 63	819	100	3RV2042-4JB10		1
	75	57 ... 75	975	100	3RV2042-4KB10		1
	84	65 ... 84	1170	100	3RV2042-4RB10		1
	93	75 ... 93	1300	100	3RV2042-4YB10		1
100	80 ... 100	1300	100	3RV2042-4MB10	1		

1) MPCB trips on SC and also on OL 2) MPCB trips on SC and opens contactor on OL 3) MPCB trips on SC
 Standard packing for all above products is 1 no.

Circuit breaker size S00 for motor protection, Toggle Switch

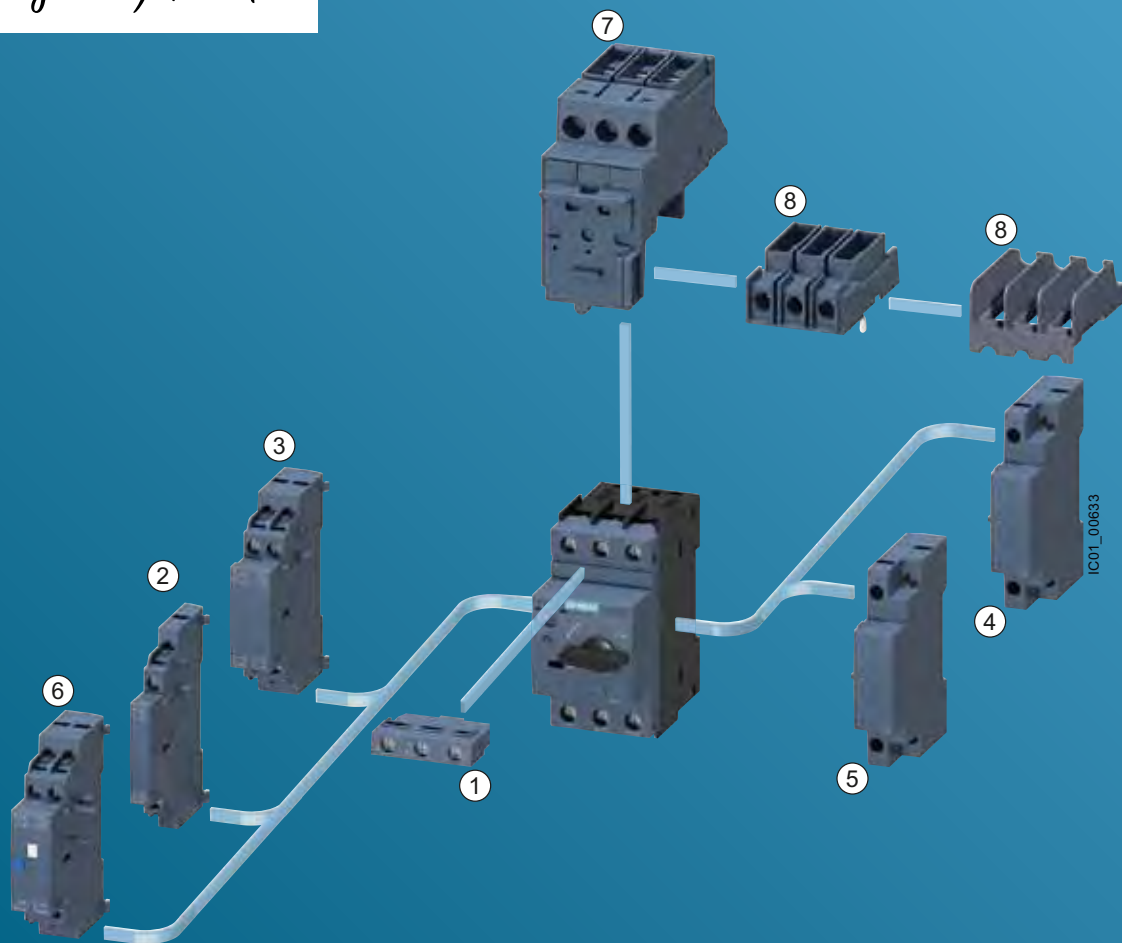
Rating	Type *	Unit LP ₹	Rating	Type *	Unit LP ₹
0.11...0.16	3RV1011-0AA10	3885.-	1.1...1.6	3RV1011-1AA10	4555.-
0.14 ... 0.2	3RV1011-0BA10	3885.-	1.4 ... 2	3RV1011-1BA10	4765.-
0.18...0.25	3RV1011-0CA10	3885.-	1.8...2.5	3RV1011-1CA10	4765.-
0.22 ... 0.32	3RV1011-0DA10	4105.-	2.2 ... 3	3RV1011-1DA10	4815.-
0.28...0.4	3RV1011-0EA10	4105.-	2.8...4	3RV1011-1EA10	5035.-
0.35 ... 0.5	3RV1011-0FA10	4765.-	3.5 ... 5	3RV1011-1FA10	5035.-
0.45...0.63	3RV1011-0GA10	4765.-	4.5 ... 6	3RV1011-1GA10	5035.-
0.55 ... 0.8	3RV1011-0HA10	4765.-	5.5 ... 8	3RV1011-1HA10	5035.-
0.7...1	3RV1011-0JA10	4765.-	7 ... 10	3RV1011-1JA10	5035.-
0.9 ... 1.25	3RV1011-0KA10	4795.-	9 ... 12	3RV1011-1KA10	5530.-



Standard packing for all above products is 1 no.
 * Use with accessories for 3RV2.

SIEMENS

Ingenuity for life



Accessories complimenting the application

Mountable accessories

- ① Transverse auxiliary switch
- ② Lateral auxiliary switch with 2 contacts
- ③ Lateral auxiliary switch with 4 contacts
- ④ Shunt release (can not be used with 3RV21 motor starter protectors)
- ⑤ Undervoltage release without/with leading contacts (can not be used with 3RV21 motor starter protectors)
- ⑥ Signaling switch (can not be used with 3RV27 and 3RV28 circuit breakers)
- ⑦ Isolator module (can not be used with 3RV2.4, 3RV27 and 3RV28 circuit breakers)
- ⑧ Terminal block type E or phase barriers

Accessories for 3RV2

Mountable accessories

Type of accessory	Version	MPCB size	Type*	Unit LP ₹	Std. pkg. (nos.)
Transverse auxiliary switches With screw terminals, mountable on front	1 CO	S00 ... S3	3RV2901-1D#	690.-	1
	1 NO + 1 NC	S00 ... S3	3RV2901-1E	830.-	1
	2NO	S00 ... S3	3RV2901-1F	830.-	1
Transverse auxiliary switches for operation in dusty atmospheres and in solid-state circuits with low operating currents	1 CO	S00 ... S3	3RV2901-1G#	2730.-	1
Covers for transverse auxiliary switches		S00 ... S3	3RV2901-0H#	405.-	10
Lateral auxiliary switches with screw terminals mountable on the left	1 NO + 1 NC	S00 ... S3	3RV2901-1A	920.-	1
	2 NO		3RV2901-1B		1
	2 NC		3RV2901-1C		1
	2 NO + 2 NC		3RV2901-1J#	1560.-	1
Signaling switches (Alarm contacts) Mountable on the left side	Separate tripped and short-circuit alarms, 1 NO + 1 NC each	S00 ... S3	3RV2921-1M	1660.-	1
Isolator modules (for isolating individual MPCB)	Lockable in disconnected position	S00, S0	3RV2928-1A#	3590.-	1
		S2 (Up to 65A only)	3RV2938-1A#	4305.-	1
Fuse Monitoring MPCB		S00	3RV16110BD10	6885.-	1

Spring type terminals are not available for this accessory

* For ordering with spring type terminals, please replace 8th digit from '1' to '2'

Type of accessory®	Version	MPCB size	Type*	Unit LP ₹	Std. pkg. (nos.)
Undervoltage trip units, Screw terminals	24 V DC	S00 ... S3	3RV2902-1AB4#	6585.-	1
	110 V AC 50Hz / 120 V AC 60Hz		3RV2902-1AF0#		1
	230 V AC 50Hz / 240 V AC 60Hz		3RV2902-1AP0		1
	400 V AC 50Hz / 440 V AC 60Hz		3RV2902-1AV0		1
Shunt trip units, Screw terminals	20...24V 50/60 Hz (100% ON period)		3RV2902-1DB0	2440.-	1
	20...70V 50/60Hz, DC (5s ON period)		3RV2902-1DF0		1
	90...110V 50/60 Hz (100% ON period)				
	70...190V 50/60Hz, DC (5s ON period)		3RV2902-1DP0		1
	210...240V 50/60 Hz (100% ON period)				
	190...330V 50/60Hz, DC (5s ON period)				
	350...415V 50/60 Hz (100% ON period)	3RV2902-1DV0#	1		
330...500V 50/60Hz, DC (5s ON period)					

Spring type terminals are not available for this accessory

* For ordering with spring type terminals, please replace 8th digit from '1' to '2'

@ One auxiliary release can be mounted on the right side. (does not apply to 3RV11 motor starter protectors with overload relay function)

Accessories for 3RV1

Mountable accessories

Type of accessory	Version	For MPCB size	Type*	Unit LP ₹	Std. pkg. (nos.)
Transverse auxiliary switches With screw terminals, mountable on front	1CO	S00 ... S3	3RV1901-1D#	830.-	1
	1 NO + 1 NC	S00 ... S3	3RV1901-1E	1005.-	1
	2NO	S00 ... S3	3RV1901-1F	1005.-	1
Transverse auxiliary switches for operation in dusty atmospheres and in solid-state circuits with low operating currents	1 CO	S00 ... S3	3RV1901-1G#	3490.-	1
Covers for transverse auxiliary switches		S00 ... S3	3RV1901-0H	475.-	10
Lateral auxiliary switches with screw terminals mountable on the left	1 NO + 1 NC	S00 ... S3	3RV1901-1A	1115.-	1
	2 NO		3RV1901-1B		1
	2 NC		3RV1901-1C		1
	2 NO + 2 NC		3RV1901-1J#	1890.-	1
Signaling switches (Alarm contacts)®	Separate tripped and short-circuit alarms, 1 NO + 1 NC each	S0, S2, S3	3RV1921-1M#	2575.-	1
Isolator modules (for isolating individual MPCB)	Lockable in disconnected position	S2	3RV1938-1A#	6940.-	1

Spring type terminals are not available for this accessory

* 3RV19: For ordering with spring type terminals, please replace 8th digit from '1' to '2'

@ One signaling switch can be mounted on the left per MPCB.

Accessories for 3RV1

Mountable accessories

Type of accessory	Version	For MPCB size	Type®	Unit LP ₹	Std. pkg. (nos.)
Undervoltage trip units, Screw terminals	24 V DC	S3	3RV1902-1AB4	9470.-	1
	110 V AC 50Hz / 120 V AC 60Hz	S3	3RV1902-1AF0		1
	230 V AC 50Hz / 240 V AC 60Hz	S3	3RV1902-1AP0		1
	400 V AC 50Hz / 440 V AC 60Hz	S3	3RV1902-1AV0		1
Shunt trip units, Screw terminals	20...24V 50/60 Hz (100% ON period)	S3	3RV1902-1DB0	2965.-	1
	20...70V 50/60Hz, DC (5s ON period)				1
	90...110V 50/60 Hz (100% ON period)	S3	3RV1902-1DF0		1
	70...190V 50/60Hz, DC (5s ON period)				1
	210...240V 50/60 Hz (100% ON period)	S3	3RV1902-1DP0		1
	190...330V 50/60Hz, DC (5s ON period)				1
	350...415V 50/60 Hz (100% ON period)	S3	3RV1902-1DV0		1
	330...500V 50/60Hz, DC (5s ON period)				1

@ One auxiliary release can be mounted on the right per motor starter protector (does not apply to 3RV11 motor starter protectors with overload relay function)

Accessories for 3RV2 / 3RV1

Fixing accessories

Type of accessory	Version	For MPCB size	Type*	Unit LP ₹	Std. pkg. (nos.)
Push-in lugs	For screwing the motor starter protector onto mounting plates. For each motor starter protector, 2 units are required.	For 3RV1: S00,S0	3RB1900-0B	20.-	(1 pack = 10 pcs)
Push-in lugs		For 3RV2: S00,S0	3RV2928-0B		(1 pack = 10 pcs)

Enclosure With EMERGENCY STOP rotary operating mechanism, Lockable in 0 position

Degree of protection	Integrated terminals	Installation width (for switch + lateral auxiliary switch)	For MPCB size	Type*	Unit LP ₹	Std. pkg. (nos.)
IP55	N and PE	54 mm	S00, S0	3RV1923-1FA00	1715.-	1
		82 mm	S2	3RV1933-1GA00	5590.-	1

Door-coupling rotary operating mechanism

Description	Size	Type	Unit LP ₹	Std. pkg. (nos.)
Door operating mechanism with door interlock, defeat facility, padlocking facility. Extension shaft 300mm (fixed coupler)	S00, S0	3RV19261B-Z®	2760.-	1
	S2	3RV19361B-Z®	3045.-	1
Breaker operating kit & front drive for size	S3\$	3RV19461B-Z®	4010.-	1
Front drive – fixed coupler (available as spare)	S00, S0, S2, S3	8UC626	940.-#	1

@ One set available with breaker operator kit and 8UC front drive together

MRP

\$ To use door-operating mechanism, on 3RV2 - Size S3, the knob attachment on breaker must be disassembled.

Busbar accessories

Type of accessory	Version	Conductor cross-section			For MPCB size	Type	Unit LP ₹	Std. pkg. (nos.)
		Solid or stranded	Finely stranded with end sleeve	AWG cable, solid or stranded				
		mm ²	mm ²	AWG				
3-phase Infeed terminals	Connection from top	2.5...25	2.5...16	10 ... 4	3RV2 S00, S0	3RV2925-5AB	1250.-	1
		2 x (2.5 ... 50) ²⁾	2 x (2.5 ... 35) ²⁾	2 x (10.. 1/0) ²⁾	3RV2 S2	3RV2935-5A	1405.-	1
		1 x (2.5 ... 70) ²⁾	1 x (2.5 ... 50) ²⁾	1 x (10 ... 2/0) ²⁾				1
	Connection from bottom*	2.5...25	2.5...16	10 ... 4	3RV2 S00, S0	3RV2915-5B	1700.-	1
connection from bottom*	2.5...25	4...16	12 ... 4	3RV1 S00, S0	3RV1915-5B	1700.-	1	



* This terminal is connected in place of a switch, please take the space requirement into account.

2) If two different conductor cross-sections are connected to one clamping point, both cross-sections must be in the range specified.

Accessories for 3RV2 / 3RV1

Busbar accessories

Type of accessory ¹⁾	Modular spacing mm	Number of MPCBs that can be connected			Current rating at 690V A	For MPCB size *	Type	Unit LP ₹	Std. pkg. (nos.)	
		Without lateral accessories	With lateral auxiliary switch	Incl. auxili. release						
3-phase busbar system	45 ³⁾	2	-	-	63	S00, S0	3RV1915-1AB	1055.-	1	
		3	-	-		S00, S0	3RV1915-1BB	1130.-	1	
		4	-	-		S00, S0	3RV1915-1CB	1605.-	1	
		5	-	-		S00, S0	3RV1915-1DB	1815.-	1	
		-	2	-		S00, S0	3RV1915-2AB	1080.-	1	
	55 ⁴⁾	-	3	-		S00, S0	3RV1915-2BB	1130.-	1	
		-	4	-		S00, S0	3RV1915-2CB	1540.-	1	
		-	5	-		S00, S0	3RV1915-2DB	1815.-	1	
		2	-	-		108	S2	3RV1935-1A	1660.-	1
		3	-	-				3RV1935-1B	2085.-	1
	4	-	-	3RV1935-1C	2550.-			1		
	63 ⁵⁾	-	-	2	63	S00, S0	3RV1915-3AB	1395.-	1	
		-	-	4			S00, S0	3RV1915-3CB	1825.-	1
	75 ⁵⁾	-	2	2	108	S2	3RV1935-3A	2550.-	1	
		-	3	3			3RV1935-3B	2370.-	1	
-		4	4	3RV1935-3C			3355.-	1		
Covers for connection tags (Touch protection for empty positions)						S00, S0	3RV1915-6AB	170.-	10	
						S2	3RV1935-6A	310.-	5	



- 1) Not suitable for 3RV21 MPCBs with overload relay function
 - 3) Auxiliary releases and lateral auxiliary switches cannot be used in combination.
 - 4) For 3RV2 MPCB with auxiliary switches 2 NO and 2 NC mounted on the left (9 mm wide).
 - 5) For 3RV2 MPCB with mounted accessories (18 mm wide). Auxiliary switches with 2 NO + 2 NC or signaling switch (mounted on the left) or with auxiliary release (mounted on the right).
- * Approved for motor starter protectors size S0 , up to 32 A.

Mounting accessories

Type of accessory	Version	For MPCB size	Type*	Unit LP ₹	Std. pkg. (nos.)
Scale covers, for covering the set current scale		3RV20, 3RV21, 3RV24: S00 ... S2	3RV2908-0P	90.-	10
Scale covers, for covering the set current scale		3RV1 S3	3RV1908-0P	95.-	10
Covers for devices with box terminals	2 units required per device (Main current level)	3RV2 S2	3RT2936-4EA2	185.-	1
		3RV1 S3	3RT1946-4EA2	535.-	1
Terminal covers For cable lug and busbar connection	2 units required per device	3RV1 S3	3RT1946-4EA1	740.-	1



SIEMENS

Ingenuity for life



Continuing the Legacy...

3VS Motor Protection Circuit Breakers

www.siemens.co.in

MPCBs for motor & plant protection

Overload release range A	Type (w/o aux. contact)	Unit LP ₹	Type (with 1NO+1NC)	Unit LP ₹	Std. pkg. (nos)
0.1 - 0.16	3VS1300-0MB00	3395.-	3VS1300-1MB00	4070.-	1
0.16 - 0.24	3VS1300-0MC00		3VS1300-1MC00		1
0.24 - 0.4	3VS1300-0MD00		3VS1300-1MD00		1
0.4 - 0.6	3VS1300-0ME00	3950.-	3VS1300-1ME00	4630.-	1
0.6 - 1	3VS1300-0MF00		3VS1300-1MF00		1
1 - 1.6	3VS1300-0MG00	3980.-	3VS1300-1MG00	4665.-	1
1.6 - 2.4	3VS1300-0MH00		3VS1300-1MH00		1
2 - 3.2	3VS1300-0NH00	4165.-	3VS1300-1NH00	4765.-	1
2.4 - 4	3VS1300-0MJ00		3VS1300-1MJ00		1
3.2 - 5	3VS1300-0NJ00		3VS1300-1NJ00		1
4 - 6	3VS1300-0MK00		3VS1300-1MK00		1
5 - 8	3VS1300-0NK00		3VS1300-1NK00		1
6 - 10	3VS1300-0ML00		3VS1300-1ML00		1
8 - 13	3VS1300-0NL00	4835.-	3VS1300-1NL00	5425.-	1
10 - 16	3VS1300-0MM00		3VS1300-1MM00		1
14 - 20	3VS1300-0MN00	4925.-	3VS1300-1MN00	5530.-	1
18 - 25	3VS1300-0MP00	5700.-	3VS1300-1MP00	6120.-	1
6-10	3VS1600-0ML00	9580.-	3VS1600-1ML00	10805.-	1
10-16	3VS1600-0MM00	9580.-	3VS1600-1MM00	10805.-	1
16-25	3VS1600-0MN00	10565.-	3VS1600-1MN00	11840.-	1
22 - 32	3VS1600-0MP00	11230.-	3VS1600-1MP00	11955.-	1
28 - 40	3VS1600-0MQ00	12045.-	3VS1600-1MQ00	12660.-	1
36 - 52	3VS1600-0MR00		3VS1600-1MR00		1

Accessories are common for 3VS & 3VU

Motor protection circuit breakers - 3VU*



MPCBs for motor and plant protection

Overload release range A	Type (w/o aux. contact)	Unit LP ₹	Type (with 1NO+1NC)	Unit LP ₹	Std. pkg. (nos.)
0.1 - 0.16	3VU1340-0MB00	4525.-	3VU1340-1MB00	5430.-	1
0.16 - 0.24	3VU1340-0MC00		3VU1340-1MC00		1
0.24 - 0.4	3VU1340-0MD00		3VU1340-1MD00		1
0.4 - 0.6	3VU1340-0ME00	5260.-	■ 3VU1340-1ME00	6175.-	1
0.6 - 1	3VU1340-0MF00		■ 3VU1340-1MF00		1
1 - 1.6	3VU1340-0MG00	5305.-	■ 3VU1340-1MG00	6215.-	1
1.6 - 2.4	3VU1340-0MH00		■ 3VU1340-1MH00		1
2 - 3.2	3VU1340-0NH00	5550.-	■ 3VU1340-1NH00	6350.-	1
2.4 - 4	3VU1340-0MJ00		■ 3VU1340-1MJ00		1
3.2 - 5	3VU1340-0NJ00		■ 3VU1340-1NJ00		1
4 - 6	3VU1340-0MK00		■ 3VU1340-1MK00		1
5 - 8	3VU1340-0NK00		■ 3VU1340-1NK00		1
6 - 10	3VU1340-0NL00		■ 3VU1340-1NL00		1
					■ 3VU1340-1ML00

Overload release range A	Type (w/o aux. contact)	Unit LP ₹	Type (with 1NO+1NC)	Unit LP ₹	Std. pkg. (nos.)
8 - 13	3VU1340-0NL00	6440.-	■ 3VU1340-1NL00	7235.-	1
10 - 16	3VU1340-0MM00	6440.-	■ 3VU1340-1MM00	7235.-	1
14 - 20	3VU1340-0MN00	6560.-	■ 3VU1340-1MN00	7370.-	1
18 - 25	3VU1340-0MP00	7600.-	■ 3VU1340-1MP00	8405.-	1
6 - 10	3VU1640-0ML00	12320.-	■ 3VU1640-1ML00	13110.-	1
10 - 16	3VU1640-0MM00	12320.-	■ 3VU1640-1MM00	13110.-	1
16 - 25	3VU1640-0MN00	14965.-	■ 3VU1640-1MN00	15785.-	1
22 - 32	3VU1640-0MP00	14965.-	■ 3VU1640-1MP00	15785.-	1
28 - 40	3VU1640-0MQ00	16060.-	■ 3VU1640-1MQ00	16870.-	1
36 - 52	3VU1640-0MR00	16060.-	■ 3VU1640-1MR00	16870.-	1
45 - 63 [#]	3VU1640-0LS00	19095.-	3VU1640-1LS00	19920.-	1

Circuit-breakers for plant protection

* 3VU1 will be available for ordering till 31st Jan 21.

3TF-3VS/3VU Connector**



Type	Current	Contactor		Type of Connector	Unit LP ₹	Std. pkg. (nos.)
		Type Rating	AC3 Current Rating			
3VS13/3VU13	0.16 to 20A	3TF30 / 31	9 / 12 A	3TS9001-8K	305.-	1
3VS13/3VU13	6 to 25A	3TF32 / 33	16 / 22A	3TS9002-8K	355.-	1

** For more details refer page no. 38

Circuit breakers with aux. 1NO+1NC, for fuse monitoring

Rated current In A	Overload release range A	Shortcircuit release setting A	Type	Unit LP ₹	Std. pkg. (nos.)
0.2	0.2	1.2	■ 3VU1340-1MS00	5430.-	1

Circuit breakers with aux. 1NO+1NC, for line-side protection of transformers with high inrush current

Rated current In A	Overload release range A	Shortcircuit release setting A	Type	Unit LP ₹	Std. pkg. (nos.)
0.6	0.4 - 0.6	12	3VU1340-1TE00	8635.-	1
1	0.6 - 1	15	3VU1340-1TF00		1
1.6	1 - 1.6	29	3VU1340-1TG00		1
2.4	1.6 - 2.4	48	3VU1340-1TH00		1
4	2.4 - 4	72	3VU1340-1TJ00		1
6	4 - 6	120	3VU1340-1TK00		1
10	6 - 10	190	3VU1340-1TL00		1
16	10 - 16	300	3VU1340-1TM00		1
20	14 - 20	300	3VU1340-1TN00		1

Accessories for 3VS/3VU

Description	Version	Type	Unit LP ₹	Std. pkg. (nos.)
Add-on aux. block	1 NO + 1 NC	■ 3VU9131-3AA00	865.-	1
Short-circuit signaling switch	1 NO + 1 NC	■ 3VU9131-7AA00	1010.-	1
Undervoltage release	230 V, 50 Hz	3VU9132-0AB15	2385.-	1
Shunt trip	230 V, 50 Hz 24 V, 50 Hz DC 110-240 V	3VU9132-0AB55		1
		3VU9132-0AB50 3VU9132-0AB73		1
Toggle padlocking device	Locking in Off pos	3VU9168-0KA00	640.-	1

Description	Version	Type	Unit LP ₹	Std. pkg. (nos.)
50 kA current limiter for 3VS13/3VU13 only	Rated current = 56 A aux contacts 1NO+1NC	3VU9138-2AB00	7590.-	1
Three-phase busbar for 3VS13/3VU13 only	In feed terminal (63 A)	3VU9135-1BB01	1190.-	1
	busbars for 2 MPCBs	3VU9135-1AB02	955.-	1
	busbars for 3 MPCBs	3VU9135-1AB03	1155.-	1
	busbars for 4 MPCBs	3VU9135-1AB04	1480.-	1
	busbars for 5 MPCBs	3VU9135-1AB05	1665.-	1
Door operating mechanism with door interlock, defeat facility, pad locking facility, extension shaft 300mm	Breaker operating kit & front drive (fixed coupler) for 3VS13/3VU13 for 3VS16/3VU16	■ 3VU9133-Z® ■ 3VU9163-Z®	2495.- 2660.-	1 1
Front drive for 3VS & 3VU	Fixed coupler	■ 8UC616	830.- [#]	1

@ 1 set available with breaker operator kit and 8UC front drive together

MRP

■ Stock items

Please order in multiples of standard packing.

LP - List Price

SIEMENS

Ingenuity for life



SIRIUS 3RW Soft Starters

As versatile as your application

www.siemens.co.in

Strong portfolio:
comprehensive, co-ordinated soft starter portfolio



Intelligent operation:
concentrated, application-specific functionality



Efficient switching:
hybrid switching technology on board



Ready for a digital future:
data available whenever and wherever needed



Digital soft starters - SIRIUS 3RW30/40/50



- 3RW30**
From 1.5 - 55 kW
- Compact design
 - Integrated bypass contact system
 - Soft start
 - Innovative 2-phase "Polarity Balancing" operation



- 3RW40**
From 5.5 - 55 kW
- Soft start, soft stop, adjustable current limit.
 - Integrated bypass contact system
 - Integrated microprocessor based overload relay with adjustable trip class 10/15/20.
 - Intrinsic device protection to protect against thermal overloading of thyristors.
 - Integrated state and fault monitoring
 - Innovative 2-phase "Polarity Balancing" operation



NEW

- 3RW50**
From 75 to 315 kW
- Soft starting and smooth ramp-down due to soft torque function
 - Hybrid-switching technology with 2-phase control
 - Parameterization via rotary coding switches
 - ATEX/IECEx certified – hence suitable for motors in potentially explosive atmosphere
 - Optional HMI modules and communication modules (external connection)
 - Optional TIA integration

Rated operating voltage Ue, In line circuit V AC	Motor rating at 415V, 40°C, normal starting, in line circuit kW	Rated operating current Ie (AC-53a) A (40°C/50°C/60°C)	Type	Unit LP ₹	Std. pkg. (nos)
200-480	1.5	3.6/3.3/3	3RW3013-1BB\$4	12100.-	1
200-480	3	6.5/6/5.5	3RW3014-1BB\$4	14040.-	1
200-480	4	9/8/7	3RW3016-1BB\$4	16090.-	1
200-480	5.5	12.5/12/11	3RW3017-1BB\$4	19060.-	1
200-480	7.5	17.6/17/14	3RW3018-1BB\$4	22945.-	1
200-480	11	25.3/23/21	3RW3026-1BB\$4	25340.-	1
200-480	15	32.2/29/26	3RW3027-1BB\$4	33100.-	1
200-480	18.5	38/34/31	3RW3028-1BB\$4	41325.-	1
200-480	22	45/42/39	3RW3036-1BB\$4	44970.-	1
200-480	30	65/58/53	3RW3037-1BB\$4	61175.-	1
200-480	37	72/62.1/60	3RW3038-1BB\$4	75330.-	1
200-480	45	80/73/66	3RW3046-1BB\$4	84460.-	1
200-480	55	106/98/90	3RW3047-1BB\$4	93595.-	1

\$ Order No. supplement for rated control supply voltage Us • 24 V AC/DC **0** • 110 ... 230 V AC/DC **1**

Rated operating voltage Ue, In line circuit V AC	Motor rating at 415V, 40°C, normal starting, in line circuit kW	Rated operating current Ie (AC-53a) A (40°C/50°C/60°C)	Type	Unit LP ₹	Std. pkg. (nos)
200...480	5.5	12.5 / 11 / 10	3RW4024-1BB\$4	33295.-	1
200...480	11	25 / 23 / 21	3RW4026-1BB\$4	41140.-	1
200...480	15	32 / 29 / 26	3RW4027-1BB\$4	50960.-	1
200...480	18.5	38 / 34 / 31	3RW4028-1BB\$4	62710.-	1
200...480	22	45 / 42 / 39	3RW4036-1BB\$4	71100.-	1
200...480	30	63 / 58 / 53	3RW4037-1BB\$4	83975.-	1
200...480	37	72 / 62 / 60	3RW4038-1BB\$4	95165.-	1
200...480	45	80 / 73 / 66	3RW4046-1BB\$4	107300.-	1
200...480	55	106 / 98 / 90	3RW4047-1BB\$4	119440.-	1

\$ Control Voltage Code: • 24 V AC/DC **0** • 110 ... 230 V AC/DC **1**

For ordering 3RW40 soft starters with thermistor protection in the above range:

- Add ₹ 9300.- to corresponding prices and
- Change the 9th digit in the type reference to 'T' from 'B'.

NEW

Rated operating voltage Ue, In line circuit V AC	Motor rating at 415V, 40°C, normal starting, in line circuit kW	Rated operating current Ie (AC-53a) A (40°C/50°C/60°C)	Type	Unit LP ₹	Std. pkg. (nos)
200 ... 480	75	128 / 143	3RW50556AB\$4	148520.-	1
200 ... 480	90	153 / 171	3RW50566AB\$4	183475.-	1
200 ... 480	110	186 / 210	3RW50726AB\$4	204350.-	1
200 ... 480	132	220 / 250	3RW50736AB\$4	209675.-	1
200 ... 480	160	279 / 315	3RW50746AB\$4	253370.-	1
200 ... 480	200	328 / 370	3RW50756AB\$4	279570.-	1
200 ... 480	250	416 / 470	3RW50766AB\$4	305785.-	1
200 ... 480	315	504 / 570	3RW50776AB\$4	326875.-	1

\$ Control Voltage Code: • 24 V AC/DC **0** • 110 ... 230 V AC/DC **1**

- For 3RW50 with operating voltage Ue 200...600V AC: Change the last digit of MLFB from "4" to "5" and increase the standard operating voltage list price by 15%.
- For 3RW50 with thermistor motor protection change the 9th digit of MLFB from "A" to "T"

3RW55: for heavy duty and high end applications
From 5.5 - 315 kW

NEW



- Main Voltage: 200-480V & 200-690V
- Bypass System: Integrated (Hybrid technology)
- Controlled Phases: 3
- Connection Type: Standard & Inside Delta
- Control Voltage: 24V AC/DC & 110-250V AC
- Motor over load protection class: 5/10/15/20/30
- Analog output: 0-10V & 4-20mA (Optional)
- Communication protocol (Optional) - PN-Std, PN-HF, PB, MB-TCP, MB-RTU
- Operator Panel: High features HMI
- Optionally available Failsafe Variant
- With unique Autoparameterisation feature

Rated operating voltage Ue, in line circuit V AC	Motor rating at 415V, 40°C, normal starting, (in line circuit) kW	Motor rating at 415V, 40°C, normal starting, (in delta circuit) kW	Rated operating current Ie (AC-53a) A (40°C/50°C)	Type	Unit LP ₹	Std. pkg. (nos)
200...480	5.5	11	13/11.5	3RW5513-1HA\$4	71665.-	1
200...480	7.5	15	18/15.9	3RW5514-1HA\$4	76240.-	1
200...480	11	18.5	25/22.3	3RW5515-1HA\$4	89695.-	1
200...480	15	22	32/28.4	3RW5516-1HA\$4	105520.-	1
200...480	18.5	30	38/33.5	3RW5517-1HA\$4	124375.-	1
200...480	22	45	47/41.6	3RW5524-1HA\$4	131905.-	1
200...480	30	55	63/55.5	3RW5525-1HA\$4	158290.-	1
200...480	37	75	77/68	3RW5526-1HA\$4	188440.-	1
200...480	45	90	93/82.5	3RW5527-1HA\$4	237425.-	1
200...480	55	110	113/101	3RW5534-6HA\$4	275115.-	1
200...480	75	132	143/128	3RW5535-6HA\$4	301510.-	1
200...480	90	160	171/151	3RW5536-6HA\$4	311225.-	1
200...480	110	200	210/186	3RW5543-6HA\$4	321725.-	1
230...480	132	250	250/220	3RW5544-6HA\$4	349305.-	1
230...480	160	315	315/279	3RW5545-6HA\$4	376865.-	1
230...480	200	355	370/328	3RW5546-6HA\$4	444705.-	1
230...480	250	400	470/416	3RW5547-6HA\$4	505580.-	1
230...480	315	560	570/504	3RW5548-6HA\$4	640685.-	1
200...480	355	630	630/561	3RW5552-6HA\$4	846835.-	1
200...480	400	710	720/641	3RW5553-6HA\$4	Upon Request	1
200...480	450	800	840/748	3RW5554-6HA\$4		1
200...480	560	1000	1100/979	3RW5556-6HA\$4		1
200...480	710	1200	1280/1139	3RW5558-6HA\$4		1

\$ Control voltage code:

• 24V AC/DC 0

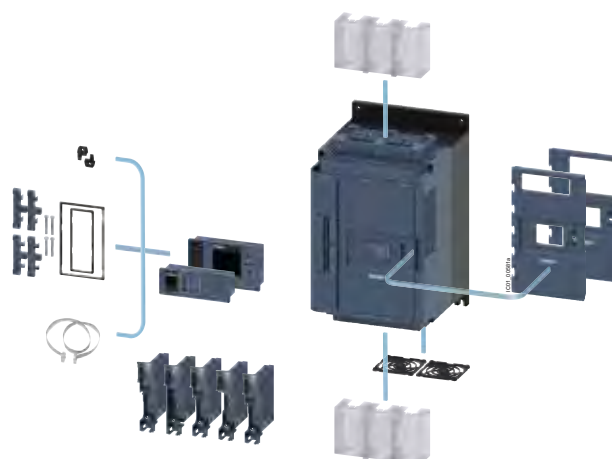
• 115---250 V AC 1

- For 3RW55 with operating voltage Ue 200...690V AC: Change the last digit of MLFB from "4" to "6" and increase the standard operating voltage list price by 30%.

- For 3RW55 with fail safe variant: Change the 10th digit of MLFB from "A" to "F" and increase the standard operating voltage list price by 15% (available up to 315kW)

Accessories for 3RW55/3RW52

Description	Type	Unit LP ₹	Std. pkg. (nos.)
Profibus communication module	3RW5980-0CP00	36145.-	1
ProfiNET communication module	3RW5980-0CS00	40665.-	1
Modbus TCP	3RW5980-0CT00	36145.-	1
External display - Standard HMI	3RW5980-0HS00	12660.-	1
External display - High Featured HMI	3RW5980-0HF00	36570.-	1
- Connection cable for external display module (Door Mounting) (5 mtr - flat)	3RW5980-0HC60	8780.-	1
- Connection cable for external display module (0.1 mtr - flat)	3UF7931-0AA00-0	1112.-	1
- Connection cable for external display module (0.5 mtr - flat)	3UF7932-0BA00-0	3316.-	1
- Connection cable for external display module (1 mtr - round)	3UF7937-0BA00-0	3656.-	1
- Connection cable for external display module (2.5 mtr - round)	3UF7933-0BA00-0	3974.-	1



Note: Commissioning service is available at extra cost.

Siemens recommends use of selection and simulation program **Simulation Tool for Soft Starters (STS)**.

For more details, please visit: www.siemens.com/softstarter



3RW40

From 75 - 250 kW

- Soft start, soft stop, adjustable current limit.
- Integrated bypass contact system
- Integrated microprocessor based overload relay with adjustable trip class 10/15/20.
- Intrinsic device protection to protect against thermal overloading of thyristors.
- Integrated state and fault monitoring
- Innovative 2-phase "Polarity Balancing" operation



3RW44

From 22 - 1200 kW

- Coated Circuit board for better withstanding in harsh environments
- Torque control, Adjustable current limiting
- Graphical display (LCD) with background illumination
- Optional communication modules (PROFINET/PROFIBUS DP)
- Programmable 4 inputs and 3 outputs.
- Integrated motor overload protection with adjustable trip class 5/10/15/20/30 and device self-protection
- Integrated bypass contact system
- Integrated state and fault monitoring
- Standard circuit (in-line) and inside-the-delta circuit
- Creep speed / inching mode / brake function



3RW40: for standard applications

Rated operating voltage Ue, In line circuit V AC	Motor rating at 415V, 40°C, normal starting, in line circuit kW	Rated operating current Ie (AC-53a) A (40°C/50°C/60°C)	Type	Unit LP ₹	Std. pkg. (nos)
200...460	75	134 / 117 / 100	3RW4055-6BB†4	165825.-	1
200...460	90	162 / 145 / 125	3RW4056-6BB†4	204850.-	1
200...460	132	230 / 205 / 180	3RW4073-6BB†4	234105.-	1
200...460	160	280 / 248 / 215	3RW4074-6BB†4	282890.-	1
200...460	200	356 / 315 / 280	3RW4075-6BB†4	312140.-	1
200...460	250	432 / 385 / 335	3RW4076-6BB†4	341410.-	1

† Control voltage code:

• 115V AC 3

• 230V AC 4

3RW44: for heavy duty applications

Rated operating voltage Ue, in line circuit V AC	Motor rating at 415V, 40°C, normal starting, (in line circuit) kW	Motor rating at 415V, 40°C, normal starting, (in delta circuit) kW	Rated operating current Ie (AC-53a) A (40°C/50°C/60°C)	Type*	Unit LP ₹	Std. pkg. (nos)
200...460	15	22	29 / 26 / 23	3RW4422-1BC\$4	98570.-	1
200...460	18.5	30	36 / 32 / 29	3RW4423-1BC\$4	116180.-	1
200...460	22	45	47 / 42 / 37	3RW4424-1BC\$4	123220.-	1
200...460	30	55	57 / 51 / 45	3RW4425-1BC\$4	147855.-	1
200...460	37	75	77 / 68 / 59	3RW4426-1BC\$4	176030.-	1
200...460	45	90	98 / 82 / 72	3RW4427-1BC\$4	221780.-	1
200...460	55	110	113 / 100 / 88	3RW4434-6BC\$4	256995.-	1
200...460	75	132	134 / 117 / 100	3RW4435-6BC\$4	281650.-	1
200...460	90	160	162 / 145 / 125	3RW4436-6BC\$4	290720.-	1
200...460	110	200	203 / 180 / 156	3RW4443-6BC\$4	300535.-	1
200...460	132	250	250 / 215 / 185	3RW4444-6BC\$4	326295.-	1
200...460	160	315	313 / 280 / 250	3RW4445-6BC\$4	352045.-	1
200...460	200	355	356 / 315 / 280	3RW4446-6BC\$4	415415.-	1
200...460	250	400	432 / 385 / 335	3RW4447-6BC\$4	472275.-	1
230...460	315	560	551 / 494 / 438	3RW4453-6BC\$4	625685.-	1
230...460	355	630	615 / 551 / 489	3RW4454-6BC\$4	828115.-	1
230...460	400	710	693 / 615 / 551	3RW4455-6BC\$4	934850.-	1
230...460	450	800	780 / 693 / 615	3RW4456-6BC\$4	1030545.-	1
230...460	500	900	880 / 780 / 693	3RW4457-6BC\$4	1078390.-	1
230...460	560	1000	970 / 850 / 760	3RW4458-6BC\$4	1166720.-	1
230...460	630	1100	1076 / 970 / 880	3RW4465-6BC\$4	1347070.-	1
230...460	710	1200	1214 / 1076 / 970	3RW4466-6BC\$4	1527420.-	1

\$ Control voltage code:

• 115V AC 3

• 230V AC 4

- For 3RW44 with operating voltage Ue 400...600V AC Change the last digit of MLFB from "4" to "5" - Price on request.
- For 3RW44 with operating voltage Ue 400...690V AC: Change the last digit of MLFB from "4" to "6" - Price on request.

Accessories for 3RW44

Description	Type	Unit LP ₹	Std. pkg. (nos.)
Software for PC interface	3ZS1320-4CC10-0YA5	7280.-	1
Profibus communication module	3RW49000KC00	23780.-	1
ProFINET communication module	3RW49000NC00	41020.-	1
External display and operating module	3RW49000AC00	21605.-	1

Note: Commissioning service is available at extra cost.

The Sirius 3RW30/40/44 soft starters are designed for normal starting conditions.

$J_{load} < 10 \times J_{motor}$

In the event of deviating conditions or higher switching frequency, it may be necessary to choose a larger unit.

Siemens recommends use of selection and simulation program Simulation Tool for Soft Starters (STS).

Description	Type	Unit LP ₹	Std. pkg. (nos.)
PC cable for PC/PG communication - USB connection	3UF79410AA00-0	11605.-	1
- Connection cable for external display module (0.5 mtr - flat)	3UF79320AA00-0	1458.-	1
- Connection cable for external display module (1 mtr - round)	3UF79370BA00-0	3656.-	1
- Connection cable for external display module (2.5 mtr - round)	3UF79330BA00-0	3974.-	1

Refer technical specifications for more details.

For more details, please visit: www.siemens.com/softstarter

SIEMENS

Ingenuity for life

Simple installation

Thanks to push-in technology.

Wide range of performance

For motors up to 5.5 kW.

Hybrid switching technology

Durable and energy-saving, since relay contacts are not subject to loading.

Safety Integrated

Versatile safety solutions: shutdown via SIMATIC F-CPU or SIRIUS 3SK safety relay.

Quick stop and limit position disconnect

Load switch off even at high speed – independent of central controller.

Space requirements reduced by up to 50%

Just 30 mm wide, it is much slimmer than other distributed I/O systems.

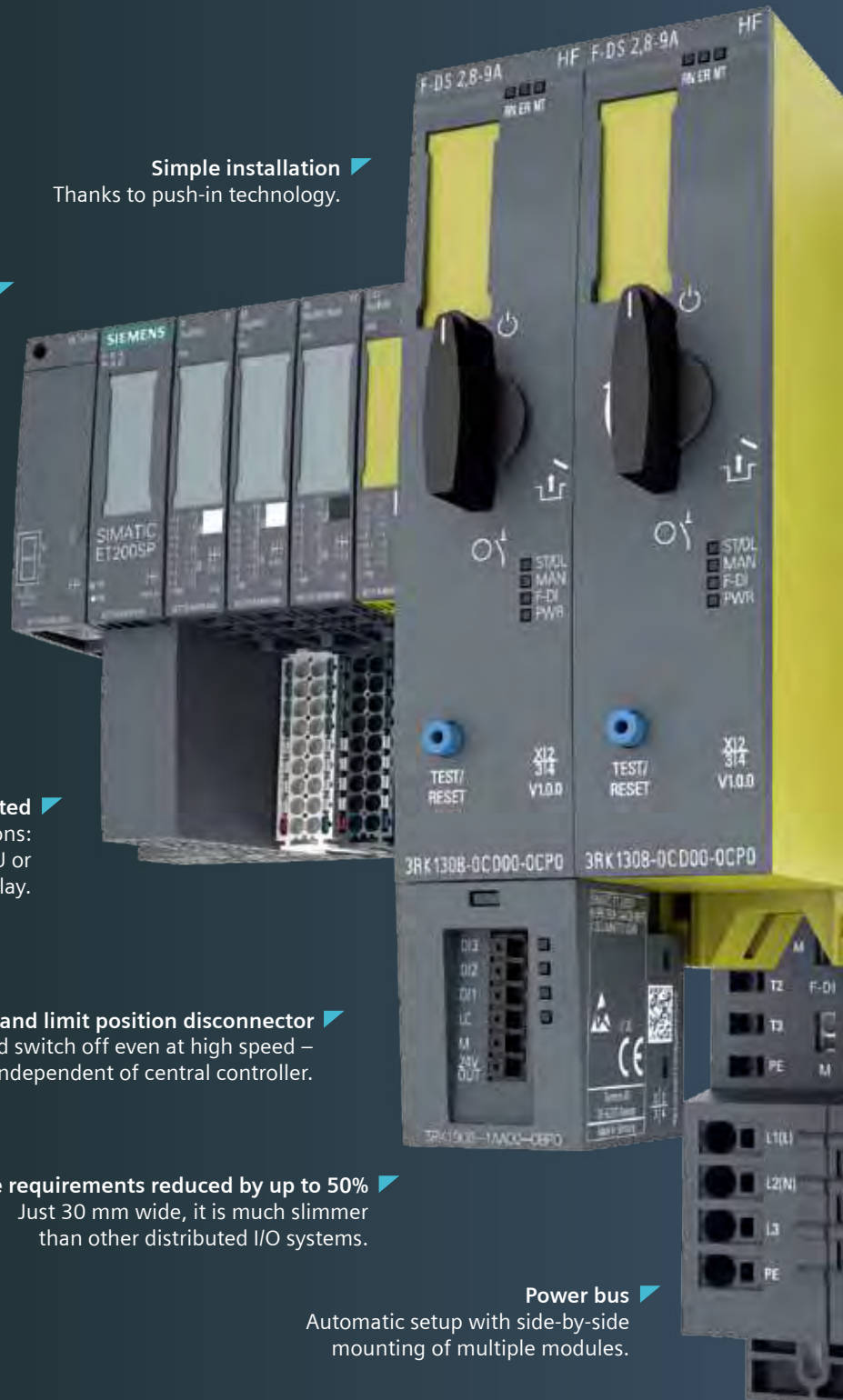
Power bus

Automatic setup with side-by-side mounting of multiple modules.

ET 200SP- Motor starters up to 5.5 kW

Compact & Intelligent

www.siemens.co.in



SIEMENS

Ingenuity for life

Start-up with a small footprint – SIRIUS 3RM1 Motor Starter

Multifunctional with a width of just 22.5mm

www.siemens.co.in

3RM1 Compact Starters – DOL and RDOL

Rated operational voltage Ue	Description	Type	Unit LP ₹
48–500V	DOL, upto 0.12KW	3RM10011AA.4	22040.-
48–500V	DOL, 0.09 to 0.75KW	3RM10021AA.4	22040.-
48–500V	DOL, 0.55 to 3KW	3RM10071AA.4	22040.-
48–500V	RDOL, upto 0.12KW	3RM12011AA.4	23995.-
48–500V	RDOL, 0.09 to 0.75KW	3RM12021AA.4	23995.-
48–500V	RDOL, 0.55 to 3KW	3RM12071AA.4	23995.-


Control voltage code @50Hz:

• 24V AC/DC 0

• 110---230V AC,110V DC 1

Accessories

Description	Type	Unit LP ₹
3-phase busbar for 2 3RM1	3RM19101AA	Upon Request
3-phase busbar for 3 3RM1	3RM19101BA	Upon Request
3-phase busbar for 5 3RM1	3RM19101DA	Upon Request
CAP for busbar of 3RM1	3RM19106AA	Upon Request
3-PHASE FEED-IN TERMINAL 3RM1	3RM19201AA	Upon Request



A man and a woman in traditional Indian attire are standing in a lush green field. The man, wearing a white striped kurta and an orange turban, has a large pipe over his shoulder. The woman, wearing a red sari, is smiling. A large pipe is pouring water into the foreground, creating a splash. The background is a clear blue sky.

SIEMENS

Ingenuity for life

Agriculture Starter complying to latest standards

Automatic Star Delta Starters IEC 60947-4-1:
2012 Compliant

Direct-on-Line Starters ISI Marked-BIS Approved

www.siemens.co.in

Siemens switchgear. Tried, tested, trusted.

Agriculture Starters

NEW



DOL

Starter in S. S. housing, incl. birelay with SPP

Motor rating at 415V, 3ph, 50Hz		Type ¹⁾ (DOL)	Relay range A	Unit MRP ₹	Std. pkg. (nos.)
HP	kW				
0.33	0.25	3TW72911A.64	0.63-1	2390.-	1
0.75	0.55	3TW72911A.66	1-1.6		1
1	0.75	3TW72911A.68	1.6-2.5		1
1.5	1.1	3TW72911A.69	2-3.2		1
2	1.5	3TW72911A.71	3.2-5		1
3	2.2	3TW72911A.72	4-6.3		1
5	3.7	3TW72911A.74	6.3-10		1
-	-	3TW72911A.75	8-12.5		1
7.5	5.5	3TW72911A.77	10-16		1
10	7.5	3TW72911A.78	12.5-20		3075.-

¹⁾ Enter code for coil voltage, 50Hz (B for 200-400V, W for 415V)

Availability of Agriculture starters in new design: DOL - 15th Dec 2020 | ASD - 15th Feb 2021

Star Delta

Automatic starter in S.S. housing, incl. birelay with SPP

Motor rating at 415V, 3ph, 50Hz		Type ⁴⁾ (ASD)	Relay range A	Unit MRP ₹	Std. pkg. (nos.)
HP	kW				
10	7.5	3TE72910AW74	6.3-10	10370.-	1
12.5	9.3	3TE72910A.75	8-12.5	10880.-	1
15	11	3TE72910A.77	10-16	11165.-	1
20	15	3TE72910A.78	12.5-20	14220.-	1
25	18.5	3TE72910A.79	16-25	15850.-	1

⁴⁾ Enter code for coil voltage, 50Hz (B for 200-400V, W for 415V)

Industrial Starters

DOL

DOL Starter in S.S.housing (without birelay - to be ordered separately)

Motor rating at 415V, 3ph, 50Hz		Type ²⁾ (DOL)	Birelay (recommended)	Unit LP ₹	Std. pkg. (nos.)
HP	kW				
15	11	3TW7493-2AR0*	3US5200-2C8K (16-25A)	6165.-	1
20	15	3TW7494-2A..	3US5600-2D8K (20-32A)	7575.-	1
25	18.5	3TW7495-2A..	3US5600-2Q8K (25-36A)	8650.-	1
30	22	3TW7496-2A..	3US5800-2F8K (32-50A)	10675.-	1
40	30	3TW7497-2A..	3US5800-2T8K (40-57A)	13610.-	1
50	37	3TW7498-2A..	3US5800-2V8K (57-70A)	17655.-	1
60	45	3TW7499-2A..	3US5800-8Y8K (70-95A)	19755.-	1
75	55	3TW7590-2A..	3US5800-5C8K (85-105A)	24755.-	1

* Only coil voltage of 415V 50Hz available

²⁾ Enter code for coil voltage, 50Hz ("R0" for 415V, "P0" for 230V)

[†] 3TE75 have in-built birelay whereas 3TE74 doesn't have in-built birelay

For selection and LPs of spares for Industrial Starter contact sales

Star Delta

Automatic Star delta starter in S.S. housing (without birelay - to be ordered separately)

Motor rating at 415V, 3ph, 50Hz		Type ²⁾ (ASD)	Birelay (recommended)	Unit LP ₹	Std. pkg. (nos.)
HP	kW				
30	22	3TE7493-2A..	3US5600-2C8K (16-25 A)	21945.-	1
40	30	3TE7494-2A..	3US5600-2D8K (20-32 A)	22995.-	1
50	37	3TE7495-2A..	3US5600-2R8K (32-40 A)	32110.-	1
60	45	3TE7496-2A..	3US5800-2F8K (32-50 A)	45555.-	1
75	55	3TE7497-2A..	3US5800-2T8K (40-57 A)	55745.-	1
100	75	3TE7594-2AR0* [†]	3US58 00-8Y8K (70-95A) [†]	79330.-	1
125	90	3TE7595-2AR0* [†]	3US58 00-8Y8K (70-95A) [†]	81670.-	1
150	110	3TE7596-2AR0* [†]	3US58 00-5D8K (95-120A) [†]	82830.-	1
180	132	3TE7597-2AR0* [†]	3US62 20-5B8K (115-180A) [†]	88665.-	1

MRP - Maximum Retail Price

LP - List Price

Spares for starters

Spares for 3TW7 Starters

Description	Type	Unit MRP ₹	Std. pkg. (nos.)
Contactora for 200-400V	3TS3010-0AZ608KA0	1100.-	1
Contactora for 200-400V	3TS3210-0AZ608KA0	1400.-	1
Contactora for 415V	3TS3010-0AR008KA0	1100.-	1
Contactora for 415V	3TS3210-0AR008KA0	1400.-	1
Relay	3UW5102-##	1630.-	1
Coil for 200-400V	3TY7403-0AZ6	735.-	10
Coil for 415V	3TY7403-0AR0	700.-	10

The spares shall be used with starters only.

Contact Sales

Code for 3UW51/52 relay range

Relay range	0.63-1	1-1.6	1.6-2.5	2-3.2	3.2-5	4-6.3	6.3-10	8-12.5	10-16	12.5-20	16-25
Code	0J	1A	1C	1D	1F	1G	1J	1K	2A	2B	2C

Spares for 3TE7 Starters

Description	Type	Unit MRP ₹	Std. pkg. (nos.)
Contactora for 200-400V	3TS3010-0AZ608K	1040.-	1
Contactora for 415V	3TS3010-0AR008K	1040.-	1
Contactora for 200-400V	3TS3210-0AZ608K	1330.-	1
Contactora for 415V	3TS3210-0AR008K	1330.-	1
Contactora for 200-400V	3TS3300-0AZ608K	1780.-	1
Contactora for 415V	3TS3300-0AR008K	1605.-	1
Relay	3UW5102-##	1630.-	1
Relay	3UW5202##	1825.-	1
Coil for 200-400V	3TY7403-0AZ6	735.-	10
Coil for 415V	3TY7403-0AR0	700.-	10

Water level controller



Description	Type	Unit MRP ₹	Std. pkg. (nos.)
Water level controller relay	110-240V AC/DC Single tank (suction or filling) or dual tank (suction and filling) monitoring	7UG0885-1JU20	1670.- 1
Sensor for water level controller relay	Pack of 3 sensor	7UG0985-0YY00	525.- 1





Electronic timers - 3RP



Function	Time range	Input voltage		Type	Unit LP ₹	Std. pkg (nos.)
		AC (50/60Hz)	DC			
On-delay with 1C/O contacts	0.5 – 10 sec	24/100-127 24/200-240	24 24	■ 3RP1511-1AQ308K ■ 3RP1511-1AP308K	2235.-	1 1
	5 – 100 sec	24/100-127 24/200-240	24 24	■ 3RP1513-1AQ308K ■ 3RP1513-1AP308K	2245.-	1 1
	0.05 sec to 100 Hrs. (15 time setting ranges)	24/100-127 24/200-240	24 24	■ 3RP1525-1AQ308K ■ 3RP1525-1AP308K	3290.-	1 1
		24 to 240	24 to 240	■ 3RP1525-1BW308K#	4440.-	1
Off-delay with 1C/O contacts	0.5 – 10 sec	24/100-127 24/200-240	24 24	■ 3RP1531-1AQ308K ■ 3RP1531-1AP308K	2965.-	1 1
	5 – 100 sec	24/100-127 24/200-240	24 24	■ 3RP1533-1AQ308K ■ 3RP1533-1AP308K	3015.-	1 1
Multi-function with 1C/O contacts	0.05 sec to 100 Hrs. (15 time setting ranges)	24 - 240	24 - 240	■ 3RP1505-1AW308K	4580.-	1
	Label set - 8 functions (On delay, Off delay, On+Off delay, flashing, pulse make contact, pulse break contact, pulse shaping and additive ON delay)			3RP1901-0A8K*	915.-	1 pack
Star-Delta 1NO inst & 1NO delayed	1 – 20 sec	200-240 / 380-440V AC		3RP1574-1NM208K	2265.-	1
	3 – 60 sec	24/100-127	24	■ 3RP1576-1NQ308K	2310.-	1
		24/200-240	24	■ 3RP1576-1NP308K	2310.-	1
			200-240/380-440V AC		■ 3RP1576-1NM208K	2380.-
		230-400V AC		■ 3RP1576-1NP208K	2380.-	1
Push-in lug (for mounting 3RP timer with screws)				3RP19038K (1 pack = 10 pcs)	190.-	1 pack

with 2C/O contacts \$ Price per pack * 1 pack consists of 1 label set

3RR2 Current monitoring relays

The relays can be installed as a stand-alone unit using the suitable terminal bracket.



Screw Terminals

Size of relay / contactor	Set current value of the inverse-time delayed overload release A	Supply voltage	Type*	Unit LP ₹	Std. pkg. (nos.)
Basic Version					
S00	1.6...16	24V AC/DC	3RR2141-1AA30	11910.-	1
	1.6...16	24...240V AC/DC	3RR2141-1AW30	13205.-	1
S0	4 ... 40	24V AC/DC	3RR2142-1AA30	14980.-	1
	4 ... 40	24...240V AC/DC	3RR2142-1AW30	16310.-	1

Size of relay / contactor	Set current value of the inverse-time delayed overload release A	Supply voltage	Type*	Unit LP ₹	Std. pkg. (nos.)
Standard Version					
S00	1.6...16	24V AC/DC	3RR2241-1FA30	24290.-	1
	1.6...16	24...240V AC/DC	3RR2241-1FW30	26465.-	1
S0	4 ... 40	24V AC/DC	3RR2242-1FA30	28635.-	1
	4 ... 40	24...240V AC/DC	3RR2242-1FW30	30925.-	1

For ordering terminal bracket for stand alone installation please refer page no. 45

*For ordering current monitoring relay 3RR with spring type terminals, please replace 8th digit from '1' to '2'

Line monitoring relays - 3UG

Phase Sequence	Phase Failure	Phase Imbalance	Under Voltage	Over Voltage	Delay times	Display	Contacts	Line Supply Voltage	Type	Unit LP ₹	Std. pkg. (nos.)
Yes	Yes	10%	-	-	-	-	1 CO	160-690V	3UG4512-1AR20	11335.-	1
Yes	Yes	20%	160-690V	-	Off delay 0.1-20 s	-	2 CO	160-690V	3UG4513-1BR20	14890.-	1
Yes	Yes	Yes	160-690V	160-690V	Off delay 0.1-20 s	Yes	2 CO	160-690V	3UG4615-1CR20	21590.-	1

3UG Monitoring Relays for Electrical and Additional Measurements

Hysteresis	Function	Version of Auxiliary Contacts	Control supply voltage $U_s^{1)}$	Type	Unit LP ₹	Std. pkg. (nos.)
		CO	V AC			
--	Phase Sequence Monitoring 3 Phase	1	360...520	3UG4511-1AP20	11165.-	1
		2		3UG4511-1BP20	12845.-	1
--	Monitoring of phase sequence, phase failure and phase unbalance	2	160...690	3UG4512-1BR20	14285.-	1
Adjustable 1-20V	Digital Monitoring Relay, phase sequence, phase & N conductor failure (90...400 w.r.t. N), overvoltage and undervoltage (Tripping delay 1-20) ²⁾	2 ²⁾	90...400 w.r.t. N	3UG4616-1CR20	25500.-	1
p.f. 0.1 & active current I_{res} 0.1...2.0A	Digital Power factor and active current monitoring (p.f. range 0.1 to 0.99 & active current I_{res} 0.2-10A) ON-delay 0-99s, OFF-delay 0.1-20s)	2	90...690	3UG4641-1CS20	25500.-	1
0.1...150V	Digital Voltage Monitoring Relay range 17 to 275V AC/DC spikedelay 0.1 to 20 sec	1	Self Powered	3UG4633-1AL30	19500.-	1
0.1...300V	Digital Voltage Monitoring Relay range 10...600V AC/DC, Delay 0.1..20sec	1	24...240V AC/DC	3UG4632-1AW30	20415.-	1
--	#Level Monitoring Relay sensitivity 2K Ω to 200K Ω . Tripping delay 0.1...10sec	1	24...240V AC/DC	3UG4501-1AW30	13850.-	1
--	#Wire electrode for Level Monitoring Relay, 500 MM long, with teflon insulation			3UG3207-3A	16080.-	1

1) Absolute limit values

2) 1 CO Contact each and 1 tripping delay time each for U_{min} and U_{max} .

3) LSB: Smallest adjustable value, transformer-dependent, $\leq 1\%$ of $I_{\Delta n}$.

Level monitoring relays must be ordered along with electrodes, for different level controls variety of electrodes are available, for more details refer IC10.

Thermistor motor protection relay - 3RN2

Type of Thermistor	Reset	Contacts	Control Supply voltage	Type	Unit LP ₹	Std. pkg. (nos.)
PTC type A	Auto	1CO	24V-240V AC/DC	3RN2000-1AW30	6885.-	1

Insulation monitoring relay -3UG

Measuring Range U_e kV	Function	Rated control supply voltage U_s V	Type	Unit LP ₹	Std. pkg. (nos.)
1-110	Insulation monitors for ungrounded AC networks	24-240 AC/DC	3UG4581-1AW30	30415.-	1
		0 ... 250 AC	3UG4582-1AW30	38955.-	1
1-110	Insulation monitors for ungrounded DC & AC networks	0 ... 400 AC, 0 ... 600 DC ¹⁾	3UG4583-1CW30	56080.-	1
	Voltage reducer modules	Extending the mains voltage range to max. 690 V AC and 1000 V DC	3UG4983-1A	51935.-	1
	Sealable, transparent covers	For 3UG45 81, 3UG45 82	3UG4981-0C	1690.-	1
		For 3UG45 83	3UG4983-0C	1725.-	1

1) With 3UG49 83-1A voltage reducer module suitable also for the insulation monitoring of IT networks up to 690 V AC and 1000 V DC.

Timing and Monitoring Relays



Features and Benefits

- Two sizes for the entire range 17.5mm & 35mm width
- The entire range is suitable for DIN rail mounting
- Variant with digital display
- Auto / Manual reset



for more info scan QR code



Relay	MLFB	Phase failure protection	Imbalance protection	Phase reversal protection	Under voltage protection	Over voltage protection	Under freq protection	Over freq protection	Other parameters
Line monitoring relay	7UG0 712	✓	✓	✓					
	7UG0 818	✓	✓	✓	✓	✓	✓	✓	
Voltage Monitoring relay	7UG0 753	✓		✓	✓	✓			
Current Monitoring relay	7UG0 82	✓	✓						Under-current and over-current protection
	7UG0 83	✓	✓						Under-current and over-current protection
Earth leakage relay	7UG0 84								Earth leakage protection
Earth fault monitoring relay	7UG0 86								Earth fault protection
Temperature controller (TC)	7UG0 48								Monitors temperature, input sensor TC/RTD
Water level controller relay	7UG08 85								Monitors and controls liquid level (conductive)
Thermistor protection relay	7UG08 81								Sensor input: Positive coefficient thermistor (PTC)
Speed monitoring relay	7UG05 83								Over/under speed protection

7UG0 monitoring relays

Description		Type	Unit LP ₹	Std. pkg. (nos.)	
Line monitoring relay	Self powered	3Ph-3W	7UG0712-1AA20	1240.-	1
	Self powered	3Ph-3W, 3Ph-4W	7UG0818-1CA20	2715.-	1
Voltage Monitoring relay	Self powered	3Ph-3W	7UG0753-1AA20	2060.-	1
Current Monitoring relay	110 V AC	1Ph-2W	7UG0821-1AB20	3500.-	1
	230 V AC	1Ph-2W	7UG0822-1AD20	3335.-	1
	110 V AC	1Ph-2W, 3Ph-3W, 3Ph-4W	7UG0831-1AB20	4265.-	1
	230 V AC	1Ph-2W, 3Ph-3W, 3Ph-4W	7UG0832-1AD20	4060.-	1
Earth leakage relay	110 V AC	1Ph-2W, 3Ph-3W, 3Ph-4W	7UG0841-1CB20	4420.-	1
	230 V AC	1Ph-2W, 3Ph-3W, 3Ph-4W	7UG0842-1CD20	4465.-	1
CBCT for ELR		35mm	7UG09-96	1625.-	1
		70mm	7UG09-97	1855.-	1
		120mm	7UG09-99	3125.-	1
		210mm	7UG0 994*	5365.-	1
		310mm	7UG0 995*	8345.-	1
Earth Fault monitoring relay	1 Ph-2W, 3Ph-3W, 3Ph-4W		7UG0861-1BU20	4570.-	1
CBCT for EFR: 160 frame	Core Balance CT 160 frame, 3P		7UG09910	1605.-	1
	Core Balance CT 160 frame, 4P		7UG09911	1830.-	1
CBCT for EFR: 250 frame	Core Balance CT 250 frame, 3P		7UG09912	1940.-	1
	Core Balance CT 250 frame, 4P		7UG09913	2285.-	1
CBCT for EFR: 630 frame	Core Balance CT 630 frame, 3P		7UG09914	2860.-	1
	Core Balance CT 630 frame, 4P		7UG09915	3090.-	1
Automatic Power factor correction relay (APFC relay)	8 Stage with LCD display		7UG0571-1FT20	17050.-	1
	12 Stage with LCD display		7UG0572-1GT20	18260.-	1
	12 stage with LED display		7UG0572-1GT21	10920.-	1
Temperature controlling relay	PID/ON-OFF Control suitable for PTC/RTD inputs CO + SSR output		7UG0 480-1IU20	3410.-	1
Water level controller relay	110-240V AC/DC	Single tank (suction or filling) or dual tank (suction and filling) monitoring	7UG0885-1JU20	Refer Page No. 67	1
Sensor for water level controller relay	Pack of 3 sensor		7UG0985-0YY00		1
Thermistor protection relay	110-240V AC/DC		7UG0881-1BU20	1965.-	1
Speed monitoring relay	110-240V AC/DC		7UG0583-1CU20	6185.-	1

7PV0 timers

Description		Type	Unit LP ₹	Std. pkg. (nos.)	
ON delay timer	230V AC		7PV0712-1AD20	1250.-	1
Multifunction timer with digital display	20-240V AC/DC	15 functions	7PV0732-1AV20	2450.-	1
Multifunction timer - analog	20-240V AC / 12--240V DC	10 functions	7PV0723-1AZ20	1640.-	1

Note: * Non RoHS and CE

Plug-in-relay - 7RQ










Features and Benefits

- LED status indicator as a standard feature - allows personnel to see the relay status in dark conditions
- Mechanical indicators - allow personnel to see relay status under normal light or bright conditions
- Easy grip cover - adds to the ease of removing the relay from the socket
- Removable I.D. (identification) label- allows for easy identification
- Wide operating voltage range
- DIN rail / PCB mounting – Quick & Easy Installation



Relay	Standard Features	Control supply voltage* (V)	Type	Unit LP ₹	Std. pkg. (nos.)	
1CO						
	6A 5 pin	• Mechanical Flag • LED indicator • Free wheeling diode	DC	24	7RQ0100-0AC00	255.- 10
				48	7RQ0100-0AD00	345.- 10
				110	7RQ0100-0AE00	470.- 10
		• Mechanical Flag • LED indicator	AC	24	7RQ0100-0AM10	315.- 10
				48	7RQ0100-0AN10	470.- 10
				110	7RQ0100-0AP10	485.- 10
			230	7RQ0100-0AR10	500.- 10	
2CO						
	6A 8 pin	• Mechanical Flag • LED indicator • Free wheeling diode	DC	24	7RQ0100-0BC00	375.- 10
				48	7RQ0100-0BD00	450.- 10
				110	7RQ0100-0BE00	480.- 10
		• Mechanical Flag • LED indicator	AC	24	7RQ0100-0BM10	435.- 10
				48	7RQ0100-0BN10	480.- 10
				110	7RQ0100-0BP10	495.- 10
			230	7RQ0100-0BR10	510.- 10	
2CO						
	10A 8 pin	• LED indicator	DC	24	7RQ0110-0BC00	480.- 10
				48	7RQ0110-0BD00	565.- 10
				110	7RQ0110-0BE00	610.- 10
		• LED indicator	AC	24	7RQ0110-0BM00	550.- 10
				48	7RQ0110-0BN00	620.- 10
				110	7RQ0110-0BP00	610.- 10
			230	7RQ0110-0BR00	670.- 10	
3CO						
	10A 11 pin	• LED indicator	DC	24	7RQ0100-0CC00	585.- 10
				48	7RQ0100-0CD00	620.- 10
				110	7RQ0100-0CE00	720.- 10
		• LED indicator	AC	24	7RQ0100-0CM00	620.- 10
				48	7RQ0100-0CN00	655.- 10
				110	7RQ0100-0CP00	710.- 10
			230	7RQ0100-0CR00	720.- 10	
4CO						
	5A 14 pin	• LED indicator	DC	24	7RQ0100-0DC00	520.- 10
				48	7RQ0100-0DD00	560.- 10
				110	7RQ0100-0DE00	650.- 10
		• LED indicator	AC	24	7RQ0100-0DM00	565.- 10
				48	7RQ0100-0DN00	580.- 10
				110	7RQ0100-0DP00	640.- 10
			230	7RQ0100-0DR00	655.- 10	

* Control supply voltage available upon request: 6V & 12V in AC / DC
115 V AC

Socket	Standard Features	Type	Unit LP ₹	Std. pkg. (nos.)
1CO				
10A 	PCB mounted	7RQ0202-1AX00	85.-	10
	Din rail mounting	7RQ0201-1AX00	155.-	10
2CO				
6A 	PCB mounted	7RQ0202-1BX00	90.-	10
	Din rail mounting	7RQ0201-1BX00	215.-	10
2CO				
10A 	PCB mounted	7RQ0212-1BX00	105.-	10
	Din rail mounting	7RQ0211-1BX00	260.-	10
3CO				
10A 	Din rail mounting	7RQ0201-1CX00	360.-	10
4CO				
7A 	PCB mounted	7RQ0202-1DX00	140.-	10
	Din rail mounting	7RQ0201-1DX00	260.-	10

SIEMENS

Ingenuity for life

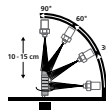


Switch to SIRIUS ACT
today !!

www.siemens.com/SIRIUS-Act

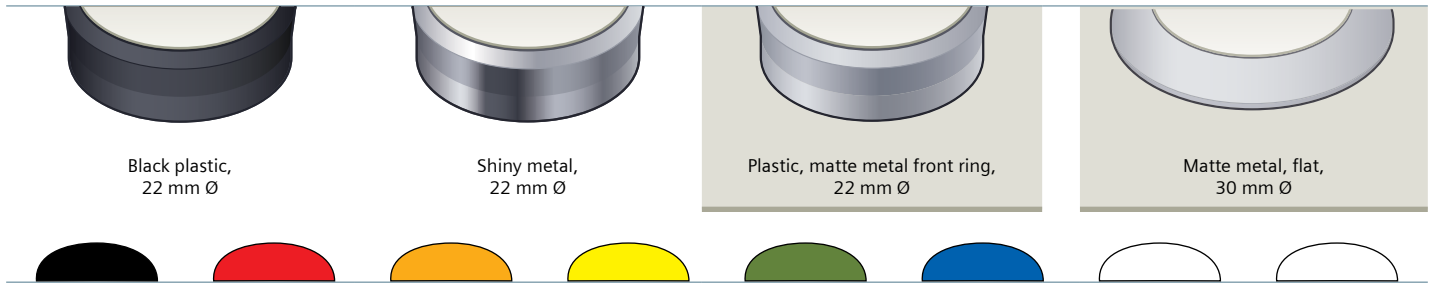
An overview of the variety

Body design lines and button colors



SIRIUS ACT products with standard IP69k.

IP69k is the highest achievable rating and guarantees totally protection against dust, as well as high pressure, high temperature jets of water from multiple directions.



Push buttons

Push button mom. cont./latching	Push button raised	Push button raised front ring	Push button extended stroke	Sensor switch
Stop button	Mushroom push button, mom. contact/latching, pull to unlatch	Twin push button	Mushroom push button, mom. contact/latching	

Emergency stop

Mushroom push button w. mech. position indicator	Mushroom push button, rot. to unl. 30, 40, 60 mm
Mushroom push button, illuminated	Mushroom push button, with lock release key

Selector switches

Rotary knob, 4 positions	Potentiometer	Toggle switch	Selector, short handle	Selector, long handle	Coordinate switch

Key-operated switches

ID key-operated switch	CES, BKS, IKON	O.M.R.	RONIS

Indicators

Indicator light, dual LED	Acoustic signaling device

Accessories

Protective collar	Label holder	PCB holder	Protective cap
Locking device	Sealing plug	Backing plate	

Enclosures

Palm push button	Enclosure 1, 2, 3, 4, 6 command points

New products in the range

A small selection of high demand models

NEW

Description	Plastic			Metal Matte			Metal			Colour
		Type	Unit LP ₹		Type	Unit LP ₹		Type	Unit LP ₹	
Pushbutton, 22 mm, round, flat momentary contact type		3SU1000-0AB_0-0AA0 ↑ Colour	560.-		3SU1030-0AB_0-0AA0 ↑ Colour	650.-		3SU1050-0AB_0-0AA0 ↑ Colour	725.-	1 ● Black 2 ● Red 3 ● Yellow 4 ● Green 5 ● Blue 6 ○ White 7 ○ Clear 8 ○ Gray
Illuminated pushbutton, 22 mm, round, flat momentary contact type		3SU1001-0AB_0-0AA0 ↑ Colour	775.-		3SU1031-0AB_0-0AA0 ↑ Colour	830.-		3SU1051-0AB_0-0AA0 ↑ Colour	880.-	0 ● Amber 2 ● Red 3 ● Yellow 4 ● Green 5 ● Blue 6 ○ White 7 ○ Clear
Selector switch, 2 Position, illuminable, 22 mm, round, plastic, O-I, latching, actuating angle 90°, 10:30h/13:30h		3SU1002-2BF_0-0AA0 ↑ Colour	1210.-		3SU1032-2BF_0-0AA0 ↑ Colour	1280.-		3SU1052-2BF_0-0AA0 ↑ Colour	1350.-	1 ● Black 2 ● Red 3 ● Yellow 4 ● Green 5 ● Blue 6 ○ White
Selector switch, 3 position, illuminable, 22 mm, round switch positions I-O-II, latching, actuating angle 2x45°, 10:30h/12h/13:30h		3SU1002-2BL_0-0AA0 ↑ Colour	1210.-		3SU1032-2BL_0-0AA0 ↑ Colour	1280.-		3SU1052-2BL_0-0AA0 ↑ Colour	1350.-	1 ● Black 2 ● Red 3 ● Yellow 4 ● Green 5 ● Blue 6 ○ White
RONIS key-operated switch, 2 switch positions O-I, latching, actuating angle 90°		3SU1000-4BF01-0AA0	2965.-		3SU1030-4BF01-0AA0	3075.-		3SU1050-4BF01-0AA0	3220.-	
RONIS key-operated switch, 3 switch positions I-O-II, latching, actuating angle 2x45°		3SU1000-4BL01-0AA0	3130.-		3SU1030-4BL01-0AA0	3265.-		3SU1050-4BL01-0AA0	3395.-	
EMERGENCY STOP mushroom pushbutton, 22 mm, round, red, 40 mm, positive latching, rotate-to-unlatch		3SU1000-1HB20-0AA0	2360.-					3SU1050-1HB20-0AA0	2590.-	
EMERGENCY STOP mushroom pushbutton, illuminable, 22 mm, round, red, 40 mm, positive latching, rotate-to-unlatch		3SU1001-1HB20-0AA0	2470.-					3SU1051-1HB20-0AA0	2875.-	
Twin pushbutton, 22 mm, round, green: I, red: O, pushbuttons, flat and raised		3SU1000-3BB42-0AK0	1260.-		3SU1030-3BB42-0AK0	1390.-		3SU1050-3BB42-0AK0	1530.-	
Indicator lights, 22 mm, round, lens, smooth		3SU1001-6AA_0-0AA0 ↑ Colour	455.-					3SU1051-6AA_0-0AA0 ↑ Colour	530.-	0 ● Amber 2 ● Red 3 ● Yellow 4 ● Green 5 ● Blue 6 ○ White 7 ○ Clear
⊕ (Description)		Type	Unit LP ₹					Type	Unit LP ₹	
Holder Holder needs to be selected along with individual Actuating and Signaling Elements		3SU1500-0AA10-0AA0*	225.-					3SU1550-0AA10-0AA0*	250.-	

Description	Type	Unit LP ₹
1NO	3SU1400-1AA10-1BA0*	565.-
1NC	3SU1400-1AA10-1CA0*	565.-
1NO+1NC	3SU1400-1AA10-1FA0	945.-
2NO	3SU1400-1AA10-1DA0	1305.-
2NC	3SU1400-1AA10-1EA0	1305.-

Description	Type	Unit LP ₹	Colour
24V AC/DC	3SU1401-1BB_0-1AA0 *	880.-	0 ● Amber
110V AC	3SU1401-1BC_0-1AA0	1560.-	2 ● Red
230V AC	3SU1401-1BF_0-1AA0	1560.-	3 ● Yellow
6 ... 24 V AC/DC	3SU1401-1BG_0-1AA0	1060.-	4 ● Green
24 ... 240V AC/DC	3SU1401-1BH_0-1AA0 ↑ Colour	1885.-	5 ● Blue ○ White

* MOQ - 5



SIRIUS ACT
 Innovative Technology...
 Simple Installations...

NEW


SIRIUS ACT with PROFINET

SIRIUS ACT with PROFINET connects pushbuttons and indicator lights directly via PROFINET to the controller and HMI devices – including with safety functions

Description		Type	Unit LP ₹				
Push Button and Signaling Devices							
Multiple version available		3SU10_-----	Refer Page no. 74				
Holder Holder needs to be selected along with individual Actuating and Signaling Elements	Plastic	3SU1500-0AA10-0AA0	225.-				
	Metal	3SU1550-0AA10-0AA0	250.-				
Profinet Interface Modules							
Standard IM, 24 V DC 1 ... 20 terminal modules can be connected		3SU1400-1LK10-1AA1	26915.-				
		Fail Safe IM F, 24 V DC 1 ... 20 terminal modules can be connected	3SU1400-1LL10-1BA1	42055.-			
Profinet Terminal Modules							
				2 Contacts	2 Contacts with LED	LED	Colour
With 2 contacts		3SU1400-1MA10-1BA1	4295.-				0  Amber
With 2 contacts and integrated LED		3SU1401-1MC_0-1CA1 ↑ Colour	4490.-				2  Red
							3  Yellow
With integrated LED		3SU1401-1ME_0-1DA1 ↑ Colour	4155.-	4  Green			
				5  Blue			
				6  White			
Accessories							
Flat Ribbon Cable, 7-core		3SU1900-0KQ80-0AA0	555.-				

Modern Access Management

ID Key Operated Switches - Groups of employees or individuals can be authenticated by means of the ID key-operated switch. Color-coded keys for easy distinction between users.

Description		Type	Unit LP ₹	
ID Key operated switches				
ID key-operated switches Number of switching positions: 4 Switch position for key removal: Key removal possible in all 4 positions		Plastic, black	3SU1000-4WS10-0AA0	6365.-
		Plastic with metal front ring, matte	3SU1030-4WS10-0AA0	6555.-
Holder Holder needs to be selected along with individual Actuating and Signaling Elements	Plastic		3SU1500-0AA10-0AA0	225.-

Description		Type	Unit LP ₹	
Electronic Modules				
Electronic modules for ID key-operated switches			3SU1400-1GC10-1AA0	18390.-
ID Keys				
Green: ID Group 1			3SU1900-0FV40-0AA0	1095.-
Yellow: ID Group 2			3SU1900-0FW30-0AA0	
Red: ID Group 3			3SU1900-0FX20-0AA0	
Blue: ID Group 4			3SU1900-0FY50-0AA0	

Siemens switchgear. Tried, tested, trusted.

8WN - 70mm Modular unit IP 65

Continuous light

Type	Color	Voltage	Unit LP* ₹	Std. pkg. (nos.)
8WN4420-5AB00	Red	24 V AC/DC	2485.-	1
8WN4420-5AC00	Green			1
8WN4420-5AD00	Yellow			1
8WN4420-5AE00	White			1
8WN4420-5AF00	Blue			1
8WN4440-5AB00	Red	110 V AC/DC	2295.-	1
8WN4440-5AC00	Green			1
8WN4440-5AD00	Yellow			1
8WN4440-5AE00	White			1
8WN4440-5AF00	Blue			1
8WN4450-5AB00	Red	220 V AC	2295.-	1
8WN4450-5AC00	Green			1
8WN4450-5AD00	Yellow			1
8WN4450-5AE00	White			1
8WN4450-5AF00	Blue			1

Blinking light

Type	Color	Voltage	Unit LP* ₹	Std. pkg. (nos.)
8WN4420-5BB00	Red	24 V AC/DC	2695.-	1
8WN4420-5BC00	Green			1
8WN4420-5BD00	Yellow			1
8WN4420-5BE00	White			1
8WN4420-5BF00	Blue			1
8WN4440-5BB00	Red	110 V AC/DC	2695.-	1
8WN4440-5BC00	Green			1
8WN4440-5BD00	Yellow			1
8WN4440-5BE00	White			1
8WN4440-5BF00	Blue			1
8WN4450-5BB00	Red	220 V AC	2695.-	1
8WN4450-5BC00	Green			1
8WN4450-5BD00	Yellow			1
8WN4450-5BE00	White			1
8WN4450-5BF00	Blue			1



Accessories for 70mm LED modular unit

Type	Description	Unit LP* ₹	Std. pkg. (nos.)
8WN4408-0AF00	Connection components, Screw terminals	765.-	1
8WN4408-0AG00	Caps for light elements	75.-	1
8WN4408-0DH00	Feet with pipes, single; Length 60mm	130.-	1
8WN4408-0DJ00	Feet with pipes, single; Length 80mm	160.-	1
8WN4408-0DA00	Feet with pipes, single; Length 110mm	175.-	1
8WN4408-0CC00	Brackets for side mounting, use together with foot with pipe	160.-	1

Type	Description	Unit LP* ₹	Std. pkg. (nos.)
8WN4408-0CF00	Brackets for side mounting,	605.-	1
8WN4408-0CG00	Fold-out support	290.-	1
8WN4420-0GA00	24 V AC/DC, continuous buzzer	1795.-	1
8WN4420-0HA00	24 V AC/DC, discontinuous buzzer	2095.-	1
8WN4440-0GA00	110 V AC/DC, continuous buzzer	1795.-	1
8WN4440-0HA00	110 V AC/DC, discontinuous buzzer	2095.-	1
8WN4450-0GA00	220 V AC, continuous buzzer	1795.-	1
8WN4450-0HA00	220 V AC, discontinuous buzzer	2095.-	1

8WN - 50mm Preassembled unit IP 20

Continuous light without buzzer

Type	Color	Voltage	Unit LP* ₹	Std. pkg. (nos.)
8WN2221-6AB00	R	24V AC/DC	2295.-	1
8WN2222-6AG00	R, G		3305.-	1
8WN2223-6AJ00	R,Y,G		4295.-	1
8WN2241-6AB00	R	110 V AC/DC	2295.-	1
8WN2242-6AG00	R, G		3305.-	1
8WN2243-6AJ00	R,Y,G		4295.-	1
8WN2251-6AB00	R	220 V AC	2295.-	1
8WN2252-6AG00	R, G		3305.-	1
8WN2253-6AJ00	R,Y,G		4295.-	1

Continuous light with continuous buzzer

Type	Color	Voltage	Unit LP* ₹	Std. pkg. (nos.)
8WN2222-6JB00	R	24V AC/DC	2695.-	1
8WN2223-6JG00	R, G		3700.-	1
8WN2224-6JJ00	R,Y,G		4695.-	1
8WN2242-6JB00	R	110 V AC/DC	2695.-	1
8WN2243-6JG00	R, G		3700.-	1
8WN2244-6JJ00	R,Y,G		4695.-	1
8WN2252-6JB00	R	220 V AC	2695.-	1
8WN2253-6JG00	R, G		3700.-	1
8WN2254-6JJ00	R,Y,G		4695.-	1

Blinking light without buzzer

Type	Color	Voltage	Unit LP* ₹	Std. pkg. (nos.)
8WN2221-6BB00	R	24V AC/DC	2695.-	1
8WN2222-6BG00	R, G		3700.-	1
8WN2223-6BJ00	R,Y,G		4695.-	1

Blinking light with continuous buzzer

Type	Color	Voltage	Unit LP* ₹	Std. pkg. (nos.)
8WN2222-6MB00	R	24V AC/DC	2995.-	1
8WN2223-6MG00	R, G		3990.-	1
8WN2224-6MJ00	R,Y,G		4990.-	1

Continuous light with discontinuous buzzer

Type	Color	Voltage	Unit LP* ₹	Std. pkg. (nos.)
8WN2222-6KB00	R	24V AC/DC	2995.-	1
8WN2223-6KG00	R, G		3990.-	1
8WN2224-6KJ00	R,Y,G		4990.-	1
8WN2242-6KB00	R	110 V AC/DC	2995.-	1
8WN2243-6KG00	R, G		3990.-	1
8WN2244-6KJ00	R,Y,G		4990.-	1
8WN2252-6KB00	R	220 V AC	2995.-	1
8WN2253-6KG00	R, G		3990.-	1
8WN2254-6KJ00	R,Y,G		4990.-	1


Blinking light with discontinuous buzzer

Type	Color	Voltage	Unit LP* ₹	Std. pkg. (nos.)
8WN2222-6NB00	R	24V AC/DC	3305.-	1
8WN2223-6NG00	R, G		4295.-	1
8WN2224-6NJ00	R,Y,G		5285.-	1




Indicating Lamps 3SB5

Compact LED indicating lamps


	Voltage	Colour	Type	Unit LP ₹	Std Pkg (nos.)		
	24 V AC/DC 50/60 Hz	Red	■ 3SB5285-6HC01	285.-	10		
		Green	■ 3SB5285-6HE01		10		
		Amber	■ 3SB5285-6HL01		10		
			30V DC ®	Blue	■ 3SB5285-6HF01	720.-	10
				White	3SB5285-6HG01		10
				Yellow	3SB5285-6HD01	285.-	10
				Clear	3SB5285-6HH01		10
Red	3SB5285-6HC13			315.-	10		
Green	3SB5285-6HE13				10		
Amber	3SB5285-6HL13				10		
	110 V AC 50/60 Hz	Blue	3SB5285-6HF13	830.-	10		
		White	3SB5285-6HG13		10		
		Yellow	3SB5285-6HD13	315.-	10		
		Clear	3SB5285-6HH13		10		
		Red	■ 3SB5285-6HC02	285.-	10		
		Green	■ 3SB5285-6HE02		10		
		Amber	■ 3SB5285-6HL02		10		
	110 V DC®	Blue	■ 3SB5285-6HF02	720.-	10		
		White	3SB5285-6HG02		10		
		Yellow	3SB5285-6HD02	285.-	10		
		Clear	3SB5285-6HH02		10		
		Red	■ 3SB5285-6HC04	315.-	10		
		Green	■ 3SB5285-6HE04		10		
		Amber	■ 3SB5285-6HL04		10		
	220/240 V AC 50/60 Hz	Blue	■ 3SB5285-6HF04	820.-	10		
		White	3SB5285-6HG04		10		
		Yellow	3SB5285-6HD04	315.-	10		
		Clear	3SB5285-6HH04		10		
		Red	■ 3SB5285-6HC03	285.-	10		
		Green	■ 3SB5285-6HE03		10		
		Amber	■ 3SB5285-6HL03		10		
	220 V DC®	Blue	■ 3SB5285-6HF03	720.-	10		
		White	3SB5285-6HG03		10		
		Yellow	3SB5285-6HD03	285.-	10		
		Clear	3SB5285-6HH03		10		
		Red	■ 3SB5285-6HC05	315.-	10		
		Green	■ 3SB5285-6HE05		10		
		Amber	■ 3SB5285-6HL05		10		
		Blue	■ 3SB5285-6HF05	820.-	10		
		White	3SB5285-6HG05		10		
		Yellow	3SB5285-6HD05	315.-	10		
		Clear	3SB5285-6HH05		10		

Now also available in 415V - Prices on request


Wide band compact LED indicating lamps

	Voltage	Colour	Type	Unit LP ₹	Std Pkg (nos.)		
	24 to 240 V AC & 24 to 220 V DC	Red	■ 3SB5235-6HC14	470.-	10		
		Green	■ 3SB5235-6HE14		10		
		Amber	■ 3SB5235-6HL14		10		
		NEW		Blue	■ 3SB5235-6HF14	800.-	10
				White	3SB5235-6HG14	470.-	10
				Yellow	3SB5235-6HD14		10
				Clear	3SB5235-6HH14	620.-	10

Modular Indicating Lamps (with plastic front ring) Lens Assembly

	Colour	Type	Unit LP ₹	Std Pkg (nos.)	
	Red	■ 3SB5201-6BC00	95.-	10	
	Green	■ 3SB5201-6BE00		10	
	Amber	■ 3SB5201-6BL00		10	
	Blue	■ 3SB5201-6BF00		10	
	White	3SB5201-6BG00			10
	Yellow	3SB5201-6BD00			10
	Clear	3SB5201-6BH00			10

Illumination Module § - (suitable for INTEGRATED LED lamp)

	Voltage	Colour	Type	Unit LP ₹	Std Pkg (nos.)	
	24 V AC/DC 50/60 Hz	Red	■ 3SB5400-7CC	240.-	10	
		Green	■ 3SB5400-7CE	240.-	10	
		Amber	■ 3SB5400-7CL	240.-	10	
		Blue	■ 3SB5400-7CF	770.-	10	
		White†	3SB5400-7CG	240.-	10	
		Yellow	3SB5400-7CD	240.-	10	
		110 V AC 50/60 Hz	Red	■ 3SB5400-7EC	240.-	10
			Green	■ 3SB5400-7EE	240.-	10
	Amber		■ 3SB5400-7EL	240.-	10	
	Blue		■ 3SB5400-7EF	770.-	10	
	White†		3SB5400-7EG	240.-	10	
	Yellow		3SB5400-7ED	240.-	10	
	110 V DC®		Red	■ 3SB5400-7DC	240.-	10
			Green	■ 3SB5400-7DE	240.-	10
		Amber	■ 3SB5400-7DL	240.-	10	
		Blue	■ 3SB5400-7DF	770.-	10	
		White†	3SB5400-7DG	240.-	10	
		Yellow	3SB5400-7DD	240.-	10	
		230 V AC 50/60 Hz	Red	■ 3SB5400-7TC	240.-	10
			Green	■ 3SB5400-7TE	240.-	10
	Amber		■ 3SB5400-7TL	240.-	10	
	Blue		■ 3SB5400-7TF	770.-	10	
	White†		3SB5400-7TG	240.-	10	
	Yellow		3SB5400-7TD	240.-	10	
220 V DC®	Red		■ 3SB5400-7HC	240.-	10	
	Green		■ 3SB5400-7HE	240.-	10	
	Amber	■ 3SB5400-7HL	240.-	10		
	Blue	■ 3SB5400-7HF	770.-	10		
	White†	3SB5400-7HG	240.-	10		
	Yellow	3SB5400-7HD	240.-	10		



@ Use of bridge rectified DC source (filtered O/P) recommended
 † Can be used with clear lens.
 § Illumination module can be used with lens assembly, illuminated push buttons & illuminated selector actuators. ■ Stock items

Push buttons

Modular Push button actuators (with plastic front ring)

Description	Colour	Type	Unit LP ₹	Std Pkg (nos.)
Opaque actuator (with holder for contact block)				
	Normal	Red ■ 3SB5000-0AC01	85.-	10
		Green ■ 3SB5000-0AE01		
		Blue ■ 3SB5000-0AF01		
		White ■ 3SB5000-0AG01		
		Yellow ■ 3SB5000-0AD01		
		Black ■ 3SB5000-0AB01		
	Raised	Red ■ 3SB5000-0LC01	95.-	10
		Green ■ 3SB5000-0LE01		
		Blue ■ 3SB5000-0LF01		
		White 3SB5000-0LG01		
		Yellow 3SB5000-0LD01		
		Black 3SB5000-0LB01		
Illuminated actuator (with holder for contact block)				
	Normal	Red ■ 3SB5001-0AC01-0PQ0	105.-	10
		Green ■ 3SB5001-0AE01-0PQ0		
		Amber 3SB5001-0AL01-0PQ0		
		Blue 3SB5001-0AF01-0PQ0		
		White 3SB5001-0AG01-0PQ0		
		Yellow 3SB5001-0AD01-0PQ0		
		Clear 3SB5001-0AH01-0PQ0		
	Raised	Red ■ 3SB5218-0LC01-0PQ0	110.-	10
		Green ■ 3SB5218-0LE01-0PQ0		
		Amber 3SB5218-0LL01-0PQ0		
		Blue 3SB5218-0LF01-0PQ0		
		White 3SB5218-0LG01-0PQ0		
		Yellow 3SB5218-0LD01-0PQ0		
		Clear 3SB5218-0LH01-0PQ0		

Modular Selector Actuators (with plastic front ring)

Description	Colour	Type	Unit LP ₹	Std Pkg (nos.)
2 position opaque selector actuator (with holder for contact block)				
	Maintained	Black ■ 3SB5000-2AB01	280.-	10
		Red ■ 3SB5000-2AC01		
	Momentary	Black 3SB5000-2BB01		
		Red 3SB5000-2BC01		
3 position opaque selector actuator (with holder for contact block)				
	Maintained	Black ■ 3SB5000-2DB01	285.-	10
		Red ■ 3SB5000-2DC01		
	Momentary	Black ■ 3SB5000-2EB01		
		Red ■ 3SB5000-2EC01		
2 position illuminated selector actuator (with holder for contact block)				
	Maintained	Red ■ 3SB5001-2AC01	275.-	10
		Green ■ 3SB5001-2AE01		
		Blue 3SB5001-2AF01		
		Yellow 3SB5001-2AD01		
		Clear 3SB5001-2AH01		
	Momentary	Red ■ 3SB5001-2BC01		
		Green ■ 3SB5001-2BE01		
		Blue 3SB5001-2BF01		
		Yellow 3SB5001-2BD01		
		Clear 3SB5001-2BH01		
3 position illuminated selector actuator (with holder for contact block)				
	Maintained	Red ■ 3SB5001-2DC01	290.-	10
		Green ■ 3SB5001-2DE01		
		Blue 3SB5001-2DF01		
		Yellow 3SB5001-2DD01		
		Clear 3SB5001-2DH01		
		Momentary		
	Green ■ 3SB5001-2EE01			
	Blue 3SB5001-2EF01			
	Yellow 3SB5001-2ED01			
	Clear 3SB5001-2EH01			

Contact Blocks for Push button, Selector & Key Actuators

Description	Configuration	Type	Unit LP ₹	Std Pkg (nos.)
Contact blocks for rear mounting (for panel mounting)				
	1 NO	■ 3SB5400-0B	100.-	10
	1NC	■ 3SB5400-0C		
	1NO + 1 NC	■ 3SB5400-0A		
	2 NO	■ 3SB5400-0E	185.-	10
	2 NC	■ 3SB5400-0F		

Mushroom Actuators (with plastic front ring)

Description	Colour	Type	Unit LP ₹	Std Pkg (nos.)
Mushroom actuator (40 mm ø) (with holder for contact block)				
momentary	Black	3SB5000-1NB01	165.-	10
	Red	■ 3SB5000-1NC01		
push to trip, turn to release	Black	■ 3SB5000-1CB01	195.-	10

Mushroom Actuators (with plastic front ring) for Emergency Stop Specifications

Description	Colour	Type	Unit LP ₹	Std Pkg (nos.)
Mushroom actuator (40 mm ø) push to trip, turn to release with 1NC	Red	■ 3SB5203-0UC01	320.-	10
Mushroom actuator (40 mm ø) push to trip, turn to release	Red	3SB5000-0UC01	230.-	10
Mushroom actuator (40 mm ø) push to trip, key to release	Red	3SB5000-0TC01	1230.-	10

Modular key actuators (with plastic front ring)

Description	Colour	Type	Unit LP ₹	Std Pkg (nos.)
2 position key actuator (with holder for contact block)	Maintained	■ 3SB5000-4AC01	440.-	10
		3SB5000-4AA01		
		3SB5000-4AB01		
	Momentary	■ 3SB5000-4TA01		10
		3SB5000-4TC01		
		3SB5000-4TC01		
3 position key actuator (with holder for contact block)	Maintained	■ 3SB5000-4HA01	480.-	10
		3SB5000-4HC01		
		3SB5000-4HB01		
	Momentary	■ 3SB5000-4JA01		10

* Key removable position
L - Left, R - Right, C - Centre, KL - Key at Left, KR - Key at Right, KC - Key at Centre

Twin Push Button Actuators

Description	Type	Unit LP ₹	Std Pkg (nos.)
Complete actuator with holder for contact block			
Opaque with 1NO & 1NC	3SB5201-7EC01	350.-	10
Illuminated with 1NO & 1NC	3SB5234-7EC01		
Modular actuator with holder for contact block			
Opaque	3SB5000-7EC01	170.-	10
Illuminated	3SB5001-7EC01		

■ Stock items

Push button Stations

No. of control points	Description	Type	Unit LP ₹	Std Pkg (nos.)
Metal enclosure: Aluminum Die Cast				
1	Normal opaque push button - Green with 1NO contact block, "START"	■ 3SB5801-8AA3	1110.-	1
1	Red mushroom momentary actuator, with 1NC contact block, "STOP"	■ 3SB5801-8AN3	1200.-	1
1	Red maintained mushroom actuator, turn to release, with 1NC contact block, "E-STOP"	■ 3SB5801-8AM3	1580.-	1
2	Normal opaque push button - Green with 1NO contact block, "START" + Normal opaque push button - Red with 1NC contact block, "STOP"	■ 3SB5802-8AC3	1375.-	1
2	Normal opaque push button - Green with 1NO contact block, "START" + Red mushroom-maintained with 1NC contact block, "STOP"	■ 3SB5802-8AE3	1750.-	1
3	Normal opaque push button - Green with 1NO contact block, "START" + Normal opaque push button - Red with 1NC contact block, "STOP" + Normal opaque push button - Black with 1NO contact block, "REVERSE"	■ 3SB5803-8AH3	1960.-	1
Pendant mounting: Aluminum Die Cast				
2	Normal opaque push button - Green with 1NO contact block, "START" + Normal opaque push button - Red with 1NC contact block, "STOP"	3SB5822-8AC3	1875.-	1
3	Normal opaque push button - Green with 1NO contact block, "START" + Normal opaque push button - Red with 1NC contact block, "STOP" + Normal opaque push button - Black with 1NO contact block, "REVERSE"	3SB5823-8AH3	2445.-	1
Plastic Enclosure				
1	Normal opaque push button - Green with 1NO contact block, "START"	3SB5801-7AA3	655.-	1
1	Red mushroom momentary actuator, with 1NC contact block, "STOP"	3SB5801-7AN3	655.-	1
1	Red maintained mushroom actuator, turn to release, with 1NC contact block, "E-STOP"	3SB5801-7AM3	710.-	1
2	Normal opaque push button - Green with 1NO contact block, "START" + Normal opaque push button - Red with 1NC contact block, "STOP"	3SB5802-7AC3	765.-	1
2	Normal opaque push button - Green with 1NO contact block, "START" + Red mushroom-maintained with 1NC contact block, "STOP"	3SB5802-7AE3	880.-	1
3	Normal opaque push button - Green with 1NO contact block, "START" + Normal opaque push button - Red with 1NC contact block, "STOP" + Normal opaque push button - Black with 1NO contact block, "REVERSE"	3SB5804-7AG3	975.-	1
Pendant mounting: Plastic				
1	Normal opaque push button - Green with 1NO contact block, "START"	3SB5821-7AA3	1410.-	1
2	Normal opaque push button - Green with 1NO contact block, "START" + Normal opaque push button - Red with 1NC contact block, "STOP"	3SB5822-7AC3	1725.-	1
3	Normal opaque push button - Green with 1NO contact block, "FORWARD" + Normal opaque push button - Red with 1NC contact block, "STOP" + Normal opaque push button - Black with 1NO contact block, "REVERSE"	3SB5823-7AH3	2260.-	1



Accessories for push button stations

Description	Type	Unit LP ₹	Std Pkg (nos.)
Plastic Enclosures			
1 way, Grey	3SB5801-0AC3	475.-	1
2 way, Grey	3SB5802-0AC3	400.-	1
3 way, Grey	3SB5803-0AC3	415.-	1
4 way, Grey	3SB5804-0AC3	910.-	1
6 way, Grey	3SB5806-0AC3	1265.-	1
1 way, Yellow	3SB5801-0AD3	475.-	1
Metal Enclosures			
1 way	3SB5801-4AC3	935.-	1
2 way	3SB5802-4AC3	1020.-	1
3 way	3SB5803-4AC3	1420.-	1
Contact Block			
Contact block for base mounting, 1NO	■ 3SB54200B	100.-	10
Contact block for base mounting, 1NC	■ 3SB54200C	100.-	10
Illumination module BA9s lamp holder - Base Connection (For enclosures)			
Lamp Holder with Lamp 110V AC/DC	3SB5420-2PF0	145.-	10
Lamp Holder with Lamp 230V AC	3SB5420-2PL0	145.-	10
Inscription Labels (set of 11 labels)			
Set of 11 labels: Start, Stop, On, OFF, Up, Down, Open, Close Forward, Reverse, Emergency Off	3SB5901-3EA	190.-	10
Blanking plug			
Blanking plug	3SB5912-0BC	50.-	10

Accessories

Description	Type	Unit LP ₹	Std Pkg (nos.)
Inscription plates	START	■ 3SB5901-2EL	10
	STOP	■ 3SB5901-2EK	10
	ON	■ 3SB5901-2EB	10
	OFF	■ 3SB5901-2EC	10
	UP	3SB5901-2ED	10
	DOWN	3SB5901-2EE	10
	FORWARD	3SB5901-2EF	10
	SLOW	3SB5901-2ES	10
	FAST	3SB5901-2ER	10
	REVERSE	3SB5901-2EG	10
	BLANK	3SB5901-2AA	10
	TRIP	3SB5901-2EA	10
Thrust cap for Push Buttons (for actuating middle module)	■ 3SB5902-0AA	30.-	10
Thrust pad for Selector Actuators (for actuating middle module)	■ 3SB5912-0AN	30.-	10
Adaptor plate for replacing 30 mm PB by 22 mm	■ 3SB5921-0AE	30.-	10
E-stop Yellow dia. 75 mm for Mushroom - Blank (Yellow contrast label)	3SB5921-0AB	30.-	10
E-stop Yellow dia. 75mm with "EMERGENCY STOP" printing	3SB5921-0AD	30.-	10
Grip for fixing BA9s lamp	■ 3SB5902-2AD	30.-	10
Protective Cap (IP-67) for	Normal	3SB5902-0AK	45.-
	Raised	3SB5902-0AN	10
Metallic holder for front connection actuators (when used outside 3SB508 stations)	3SB5911-1AA	55.-	10

■ Stock items

SIEMENS

Ingenuity for life



SIRIUS 3SE5 Position Switches


Modular design for all applications

Modular design with many standardized components


- Plug-in design and replacement of the actuator heads
- Exchangeable two and three pole contact blocks
- Turnable actuator heads around the axis in increments of 22.5°, with total 16 positions
- Quick-connect technology
- Optional LED Displays
- Communication Capable (AS-i Safe)

Position Switches - 3SE5

Open Type 30mm



Actuator Type		Contact Arrangement	No. of Contacts	Type	Unit LP ₹	Std. pkg. (nos.)
Open		Snap Action	1NO + 1NC	3SE5250-0CC05 NEW	505.-	10
		Slow Action		3SE5250-0BC05	500.-	10

Open Type 30mm

Actuator Type		Contact Arrangement	No. of Contacts	Type	Unit LP ₹	Std. pkg. (nos.)
Open		Snap Action	1NO + 2NC	3SE5250-0LC05	820.-	10
		Slow Action	1NO + 2NC	3SE5250-0KC05		10
		Slow action contacts with make before break	1NO + 2NC	3SE5250-0MC05		10
		Slow action	2NO + 1 NC	3SE5250-0PC05		10




Plastic enclosure: Enclosed type modular unit

Basic switch

Width	Basic switch	Contact Arrangement	No. of Contacts	Type	Unit LP ₹	Std. pkg. (nos.)
31mm (IP 65)		Snap Action	1NO + 1NC	3SE5232-0CC05 NEW	565.-	1
		Slow Action	1NO + 1NC	3SE5232-0BC05	570.-	1
		Snap Action	1NO + 2NC	3SE5232-0LC05	860.-	1
		Slow Action	1NO + 2NC	3SE5232-0KC05		1
		Slow-action contacts with make-before-break	1NO + 2NC	3SE5232-0MC05		1
		Slow Action	2NO + 1 NC	3SE5232-0PC05		1
50mm (IP 66/67)		Snap Action	1NO + 1NC	3SE5242-0CC05 NEW	625.-	1
		Slow Action	1NO + 1NC	3SE5242-0BC05	595.-	1
		Snap Action	1NO + 2NC	3SE5242-0LC05	925.-	1
		Slow Action	1NO + 2NC	3SE5242-0KC05		1
		Slow-action contacts with make-before-break	1NO + 2NC	3SE5242-0MC05		1
		Slow Action	2NO + 1 NC	3SE5242-0PC05		1

Metal enclosure: Enclosed type modular unit IP 66/ IP 67

Basic switch

Width	Basic switch	Contact Arrangement	No. of Contacts	Type	Unit LP ₹	Std. pkg. (nos.)
31mm		Snap Action	1NO + 1NC	3SE5212-0CC05 NEW	915.-	1
		Slow Action	1NO + 1NC	3SE5212-0BC05	870.-	1
		Snap Action	1NO + 2NC	3SE5212-0LC05	1005.-	1
		Slow Action	1NO + 2NC	3SE5212-0KC05		1
		Slow-action contacts with make-before-break	1NO + 2NC	3SE5212-0MC05	1065.-	1
		Slow Action	2NO + 1 NC	3SE5212-0PC05		1
40mm		Snap Action	1NO + 1NC	3SE5112-0CA00 NEW	950.-	1
		Slow Action	1NO + 1NC	3SE5112-0BA00	910.-	1
		Snap Action	1NO + 2NC	3SE5112-0LA00	1085.-	1
		Slow Action	1NO + 2NC	3SE5112-0KA00		1
		Slow-action contacts with make-before-break	1NO + 2NC	3SE5112-0MA00	1140.-	1
		Slow Action	2NO + 1 NC	3SE5112-0PA00		1
56mm		Snap Action	1NO + 1NC	3SE5122-0CA00 NEW	1035.-	1
		Slow Action	1NO + 1NC	3SE5122-0BA00	985.-	1
		Snap Action	1NO + 2NC	3SE5122-0LA00	1375.-	1
		Slow Action	1NO + 2NC	3SE5122-0KA00		1
		Slow-action contacts with make-before-break	1NO + 2NC	3SE5122-0MA00	1495.-	1
		Slow Action	2NO + 1 NC	3SE5122-0PA00		1

Plastic Roller Actuators heads for plastic 31 mm & 50mm and Metal 31 mm

Actuator Type	Actuators heads	Type	Unit LP ₹	Std. pkg. (nos.)
Roller Plunger		3SE5000-0AD03	220.-	5
Roller lever		3SE5000-0AE10	110.-	5
Angular Roller lever		3SE5000-0AF10	120.-	5
Part turn actuator for twist lever		3SE5000-0AK00	115.-	5
Twist Lever		3SE5000-0AA21#	90.-	5
Twist Lever (Adjustable)		3SE5000-0AA50#	185.-	5
Twist lever 50mm dia (Adjustable)		3SE5000-0AA58#	265.-	5

Metal Roller Actuators heads for plastic 31 mm & 50mm and Metal 31 mm

Actuator Type	Actuators heads	Type	Unit LP ₹	Std. pkg. (nos.)
Roller Plunger		3SE5000-0AD04	240.-	5
Roller lever		3SE5000-0AE11	170.-	5
Part turn actuator for twist lever		3SE5000-0AK00	115.-	5
Twist Lever (Adjustable)		3SE5000-0AA51#	225.-	5
Plain Plunger		3SE5000-0AB01	310.-	5

Plastic Roller Actuators heads for metal 40mm and 56mm

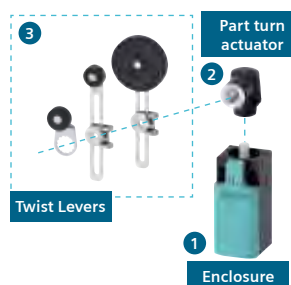
Actuator Type	Actuators heads	Type	Unit LP ₹	Std. pkg. (nos.)
Roller lever		3SE5000-0AE01	160.-	5
Angular Roller lever		3SE5000-0AF01	285.-	5
Part turn actuator for twist lever		3SE5000-0AH00	235.-	5
Twist Lever		3SE5000-0AA01#	110.-	5
Twist Lever (Adjustable)		3SE5000-0AA50#	185.-	5
Fork type		3SE5000-0AT01\$	120.-	5
Mounting Head for Fork Type		3SE5000-0AT10	1135.-	5
Twist lever 50mm dia (Adjustable)		3SE5000-0AA58#	265.-	5

Metal Roller Actuators heads for metal 40mm and 56mm

Actuator Type	Actuators heads	Type	Unit LP ₹	Std. pkg. (nos.)
Rounded Plunger		3SE5000-0AC02	200.-	5
Roller Plunger		3SE5000-0AD02	290.-	5
Roller lever		3SE5000-0AE02	210.-	5
Angular Roller lever		3SE5000-0AF02	320.-	5
Part turn actuator for twist lever		3SE5000-0AH00	235.-	5
Twist Lever		3SE5000-0AA02#	130.-	5
Twist Lever (Adjustable)		3SE5000-0AA51#	225.-	5

Notes:

1. The basic switch comes with a Teflon plunger, in case of rounded plunger requirements no need to order actuator separately
2. # Twist levers are to be ordered with part turn actuator to allow fitment on enclosure
3. \$ Fork type actuator shall be ordered with mounting head 3SE5000-0AT10



Spare and Accessories

Actuator Type		Description	Type	Unit LP ₹	Std. pkg. (nos.)
Empty enclosures		Empty enclosures without contact block	3SE5250-0AC05	220.-	10

Spares for Open & enclosed switch

Actuator Type		Contact Arrangement	No. of Contacts	Type	Unit LP ₹	Std. pkg. (nos.)
Contact block		Slow action	1NO + 1NC	3SE5050-0BA00*	445.-	10
		Snap action		3SE5050-0CA00*		10
		Slow action		3SE5000-0BA00		10
		Snap action		3SE5000-0CA00		10
		Slow action	1NO + 2NC	3SE5000-0KA00	570.-	10
		Snap action		3SE5000-0LA00		10
		Slow-action contacts with make-before-break	2NO + 1 NC	3SE5000-0MA00	595.-	10
		Slow action		3SE5000-0PA00		10

Note: 3SE5000-0BA00 can be used only with enclosed type switch

* Suitable for Open execution

Actuator Type		Description	Type	Unit LP ₹	Std. pkg. (nos.)
Cable gland		Molded Plastic Cable Gland, M20X1.5	3SX9926	635.-	5


Actuator Type		Type	Type	Unit LP ₹	Std. pkg. (nos.)
31MM		Plastic	3SE5232-0AC05	405.-	1
50MM			3SE5242-0AC05	595.-	1
31MM		Metal	3SE5212-0AC05	675.-	1
40MM			3SE5112-0AA00	820.-	1
56MM			3SE5122-0AA00	1190.-	1







SIRIUS Safety switches

www.new.siemens.com

Mechanical Safety Switches With Tumbler

The safety switches with tumbler are exceptional safety-related devices which prevent an unforeseen or intentional opening of protective doors, protective grilles or other covers as long as a dangerous situation is present. Single switch can be used for SIL 2 / PL d safety level and with the use of a second switch SIL 3 / PL e safety level can be achieved.



		Solenoid Voltage	Plastic Enclosure 1300N Locking Force	Metal Enclosure 2600N Locking Force
 3SE5322-0SD21	With auxiliary release	24VDC	3SE5322-0SD21	3SE5312-0SD11
		115VAC	3SE5322-0SD22	3SE5312-0SD12
		230VAC	3SE5322-0SD23	3SE5312-0SD13
 3SE5322-0SE21	With auxiliary release with lock	24VDC	3SE5322-0SE21	3SE5312-0SE11
		115VAC	3SE5322-0SE22	3SE5312-0SE12
		230VAC	3SE5322-0SE23	3SE5312-0SE13
 3SE5322-0SF21	With escape release from the front	24VDC	3SE5322-0SF21	3SE5312-0SF11
		115VAC	3SE5322-0SF22	3SE5312-0SF12
		230VAC	3SE5322-0SF23	3SE5312-0SF13
 3SE5322-0SG21	With escape release from the back and auxiliary release from the front	24VDC	3SE5322-0SG21	3SE5312-0SG11
		115VAC	3SE5322-0SG22	3SE5312-0SG12
		230VAC	3SE5322-0SG23	3SE5312-0SG13
 3SE5322-0SJ21	With emergency release from the back and auxiliary release from the front	24VDC	3SE5322-0SJ21	3SE5312-0SJ11
		115VAC	3SE5322-0SJ22	3SE5312-0SJ12
		230VAC	3SE5322-0SJ23	3SE5312-0SJ13
 3SE5322-0SB21	Solenoid-locked	24VDC	3SE5322-0SB21	3SE5312-0SB11
		115VAC	3SE5322-0SB22	3SE5312-0SB12
		230VAC	3SE5322-0SB23	3SE5312-0SB13



3SE5000-0AV01



3SE5000-0AV02



3SE5000-0AV03



3SE5000-0AV05-1AA6



3SE5000-0AV07

Accessories

Description		Type
Standard actuator	Length 75.6 mm	3SE5000-0AV01
	With vertical fixing, length 53 mm	3SE5000-0AV02
	With transverse fixing, length 47 mm	3SE5000-0AV03
Radius actuator length 51 mm	Direction of approach from the left	3SE5000-0AV04
	Direction of approach from the right	3SE5000-0AV06
Universal radius actuator	Length 77 mm	3SE5000-0AV05
	Length 77 mm, tab rotated 90°	3SE5000-0AV05-1AA6
Universal radius actuator, heavy duty	Length 67 mm	3SE5000-0AV07-1AK2
	Length 77 mm	3SE5000-0AV07

Prices available on request

SIEMENS

Ingenuity for life

Easy, flexible, efficient

Integrated connection of the field level to the control – revolutionized automation applications with AS-i and benefits

www.siemens.com/as-interface

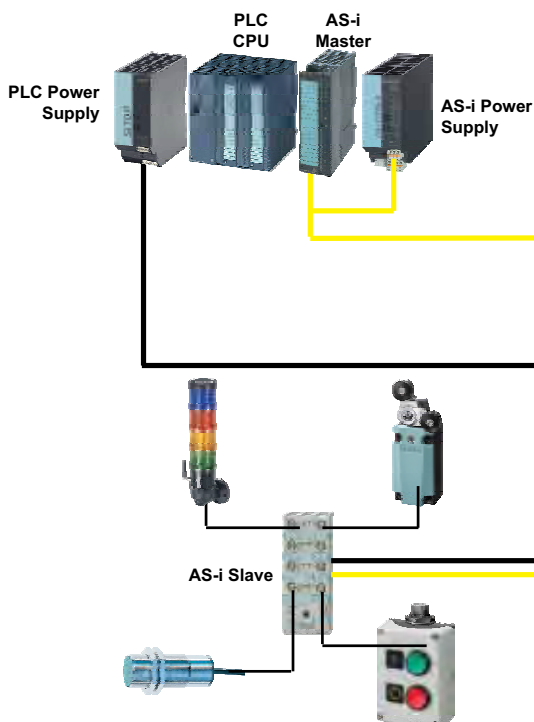
AS-I Masters and Power supplies



I/O Modules



Integrated Solutions



Actuator Sensor interface (AS-i) is a 2 wire simple bus system that connects field devices like limit switches, proximity sensors, valves, etc to a PLC. This eliminates the huge control cabling in your machine/ plant.

AS-i can be used in any machine / process having Sensors (Push buttons, Limit switches, Proximity sensors) Actuators

(Valves, indicating lamps, contactors etc.) across diverse industries.

- Reduction in field wiring
- Less source for errors
- Faster diagnostics
- Increased uptime
- Increased productivity

SIEMENS

Ingenuity for life

SIMOCODE pro: Flexible, open and safe

The made-to-measure motor management system

- Motor protection, monitoring and control in a single system
- Fail-safe disconnection of motors
- Detailed operating, service and diagnostics data
- Open communication via PROFIBUS / PROFINET and OPC UA

www.siemens.co.in

SIMOCODE Pro

Basic Unit

Description	Type
Pro S on Profibus with 110-240VAC/DC control	3UF7020-1AU01-0
Pro S on Profibus with 24VDC control	3UF7020-1AB01-0
Pro V on Profibus with 110-240VAC/DC control	3UF7010-1AU00-0
Pro V on Profibus with 24VDC control	3UF7010-1AB00-0
Pro C on Profibus with 110-240VAC/DC control	3UF7000-1AU00-0
Pro C on Profibus with 24VDC control	3UF7000-1AB00-0
Pro V PN on Profinet with 110-240VAC/DC control	3UF7011-1AU00-0
Pro V PN on Profinet with 24VDC control	3UF7011-1AB00-0
Pro V on Modbus RTU with 110-240VAC/DC control	3UF7012-1AU00-0
Pro V on Modbus RTU with 24VDC control	3UF7012-1AB00-0
Pro V on EtherNet/IP with 110-240VAC/DC control	3UF7013-1AU00-0
Pro V on EtherNet/IP with 24VDC control	3UF7013-1AB00-0

Current Measuring Module

Description	Type
0.3 to 3A	3UF7100-1AA00-0
2.4 to 25A	3UF7101-1AA00-0
10 to 100A	3UF7102-1AA00-0
20 to 200A	3UF7103-1AA00-0
20 to 200A (Busbar Connection)	3UF7103-1BA00-0
63 to 630A (Busbar Connection)	3UF7104-1BA00-0

Current/Voltage Measuring Module (2nd generation)

Description	Type
0.3 to 4A	3UF7110-1AA01-0
3.0 to 40A	3UF7111-1AA01-0
10 to 115A	3UF7112-1AA01-0
20 to 200A	3UF7113-1AA01-0
20 to 200A (Busbar Connection)	3UF7113-1BA01-0
63 to 630A (Busbar Connection)	3UF7114-1BA01-0

Prices available on request

Operator Panel (Optional)

Description	Type
Operator Panel (for Pro S)	3UF7200-1AA01-0
Operator Panel (for Pro C, Pro V)	3UF7200-1AA00-0
Operator Panel with Display (for Pro V)	3UF7210-1AA01-0

Connecting Cable

Description	Type
Side by Side (0.025m flat)	3UF7930-0AA00-0
Length 0.1m (flat)	3UF7931-0AA00-0
Length 0.3m (flat)	3UF7935-0AA00-0
Length 0.5m (flat)	3UF7932-0AA00-0
Length 0.5m (round)	3UF7932-0BA00-0
Length 1m (round)	3UF7937-0BA00-0
Length 2.5m (round)	3UF7933-0BA00-0

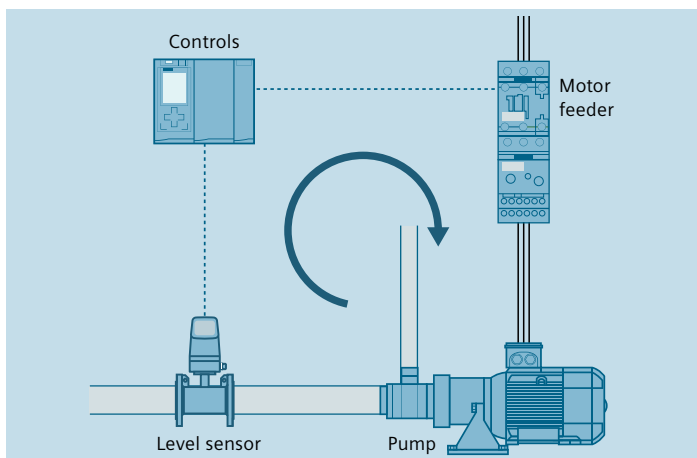
Configuration Software

Description	Type
Upgrade for SIMOCODE ES 2007 Premium	3ZS1322-6CC12-0YE5
SIMOCODE ES V15 (TIA Portal) Premium Package – Floating license	3ZS1322-6CC13-0YA5

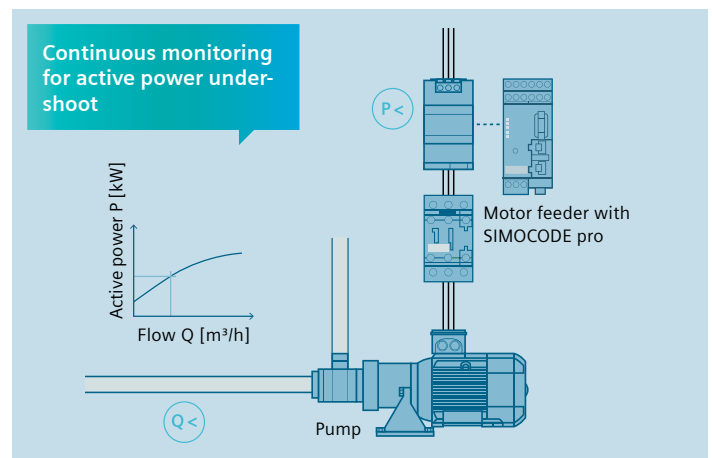
Accessories

Description	Type
PC Cable for PC/PG communication - USB connection	3UF7941-0AA00-0
Memory Module for pro S, pro C & pro V on Profibus	3UF7900-0AA00-0
Memory Module for pro V PN on Profinet	3UF7901-0AA00-0
Addressing Plug for pro S, pro C & pro V on Profibus	3UF7910-0AA00-0
Door Adaptor	3UF7920-0AA00-0
Initialization module for the automatic parameterization of SIMOCODE pro S/pro V	3UF7902-0AA00-0

Your benefits through active power-based dry running protection



Conventional dry running monitoring with a sensor



Active power-based dry running protection

<p>Earlier fault detection</p> <ul style="list-style-type: none"> • Direct conclusions concerning the flow rate can be drawn from the active power consumption of the pump motor • Reliable prevention of dry running of the pump and therefore less damage to the pump 	<p>Cost and time savings</p> <ul style="list-style-type: none"> • No maintenance effort due to the elimination of mechanical wear of the sensors • No additional sensor required 	<p>Reduction of hardware</p> <ul style="list-style-type: none"> • No need for additional sensors and mechanical components • Simplified engineering 	<p>Reliable monitoring of the system</p> <ul style="list-style-type: none"> • Compliance with ATEX and IECEx criteria • Reliable and automatic pump switch-off in the event of inadmissible operating conditions
--	---	--	---

SIEMENS

Ingenuity for life

SIRIUS 3SK1 Safety relays

www.siemens.com/safety-relays

With the SIRIUS 3SK1 safety relays every simple safety application can be optimally implemented, both technically and economically, whether it is EMERGENCY STOP, two-hand operation consoles, light arrays, laser scanners or protection of persons at presses and punching machines.

SIRIUS 3SK1 safety relays comply to the most stringent requirements of IEC 61508 or IEC 62061 (SIL 3) and EN ISO 13849-1 (PL e) and therefore the latest safety standards.

for more details visit us at: siemens.com/safety-relays

Relay enable circuit	Semiconductor enable circuit	Output Contacts				Rated control supply voltage	Unit LP ₹	MOQ
		EC	SC (signaling)	EC (td)	Adjustable Time Delay (td)			
SIRIUS 3SK1 standard basic units								
3SK1111-1AB30		3	1	--	--	24V AC/DC	20300.-	1
3SK1111-1AW20		3	1	--	--	110-240V AC/DC	20300.-	1
	3SK1112-1BB40	2	1	--	--	24V DC	18660.-	1
SIRIUS 3SK1 advanced basic units								
3SK1121-1CB41		2	--	2	0.05...3 Sec	24V DC	31110.-	1
3SK1121-1CB42		2	--	2	0.5...30 Sec	24V DC	31110.-	1
3SK1121-1CB44		2	--	2	5.0...300Sec	24V DC	31110.-	1
	3SK1122-1CB41	2	--	2	0.05...3 Sec	24V DC	18660.-	1
	3SK1122-1CB42	2	--	2	0.5...30 Sec	24V DC	18660.-	1
	3SK1122-1CB44	2	--	2	5.0...300Sec	24V DC	18660.-	1
SIRIUS 3SK1 Output expansion module								
3SK1211-1BB00		4	1			24V AC	18290.-	1
3SK1211-1BB40		4	1			24V DC	18290.-	1
3SK1211-1BW20		4	1			110-240V AC/DC	18290.-	1

Note: EC = enable Circuit(s), SC = signaling circuit(s), td = delayed



SIEMENS

Ingenuity for life



Power Quality Solutions

www.siemens.co.in

Siemens switchgear. Tried, tested, trusted.

SIECAP™ LV Power Capacitors

ND (Normal Duty) - Al Can, MPP resin filled

- High pulse current withstand capability (upto 200.Ir)
- Long life expectancy upto 100000 hrs
- Self healing type
- Inbuilt over pressure disconnecter
- Shock hazard protected SIGUT terminals



Rated voltage V	kvar @ 50 Hz	Type	Unit LP* ₹	Std. pkg. (nos.)
440	0.9	4RB2008-3EE50-8K	275.-	1
	1	4RB2010-3EE50-8K	305.-	1
	1.2	4RB2012-3EE50-8K	360.-	1
	1.5	4RB2015-3EE50-8K	445.-	1
	2.1	4RB2021-3EE50-8K	635.-	1
	2.5	4RB2025-3EE50-8K	750.-	1
	3	4RB2030-3EE50-8K	905.-	1
	4.2	4RB2042-3EE50-8K	1260.-	1
	5	4RB2050-3EE50-8K	1500.-	1
	6	4RB2060-3EE50-8K	1585.-	1
	7	4RB2070-3EE50-8K	1850.-	1
	7.5	4RB2075-3EE50-8K	1985.-	1
	8.3	4RB2083-3EE50-8K	2195.-	1
	9	4RB2090-3EE50-8K	2380.-	1
	10	4RB2100-3EE50-8K	2645.-	1
	12.5	4RB2125-3EE50-8K	2855.-	1
	15	4RB2150-3EE50-8K	3425.-	1
	16.7	4RB2167-3EE50-8K	3810.-	1
	20	4RB2200-3EE50-8K	4560.-	1
	20.8	4RB2208-3EE50-8K	4745.-	1
25	4RB2250-3EE50-8K	5710.-	1	
28	4RB2280-3EE50-8K	6390.-	1	
30	4RB2300-3EE50-8K	6850.-	1	

Rated voltage V	kvar @ 50 Hz	Type	Unit LP* ₹	Std. pkg. (nos.)
480	1	4RB2010-3EJ50-8K	315.-	1
	1.5	4RB2015-3EJ50-8K	475.-	1
	2	4RB2020-3EJ50-8K	625.-	1
	2.5	4RB2025-3EJ50-8K	775.-	1
	4.2	4RB2042-3EJ50-8K	1315.-	1
	5	4RB2050-3EJ50-8K	1385.-	1
	5.5	4RB2055-3EJ50-8K	1720.-	1
	8.3	4RB2083-3EJ50-8K	2295.-	1
	10.4	4RB2104-3EJ50-8K	2875.-	1
	11.1	4RB2111-3EJ50-8K	2665.-	1
	12.5	4RB2125-3EJ50-8K	3010.-	1
	13.8	4RB2138-3EJ50-8K	3315.-	1
	15	4RB2150-3EJ50-8K	3605.-	1
	16.7	4RB2167-3EJ50-8K	4010.-	1
	20.8	4RB2208-3EJ50-8K	5000.-	1
	25	4RB2250-3EJ50-8K	6005.-	1
	27.7	4RB2277-3EJ50-8K	6655.-	1
	30	4RB2300-3EJ50-8K	7210.-	1

* Purchase MOQ for our dealers is in multiples of standard packing, contact Siemens Sales Office for further details

For information upon other kvar ratings at different voltages and frequency please contact Siemens Sales Office



Std. Pkg. = 1 unit

SIECAP™ LV Power Capacitors

SHD (Super Heavy Duty) - Al Can, MPP resin filled

- High pulse current withstand capability (upto 500.Ir)
- Long life expectancy upto 200000 hrs
- Self healing type
- Inbuilt over pressure disconnecter
- Shock hazard protected SIGUT terminals



Rated voltage V	kvar @ 50 Hz	Type	Unit LP* ₹	Std. pkg. (nos.)
415	5	4RB1050-3EB50-8K	2100.-	1
	6.3	4RB1063-3EB50-8K	2640.-	1
	7.5	4RB1075-3EB50-8K	3140.-	1
	10.4	4RB1104-3EB50-8K	4360.-	1
	12.5	4RB1125-3EB50-8K	4730.-	1
	15	4RB1150-3EB50-8K	5680.-	1
	20	4RB1200-3EB50-8K	7570.-	1
	25	4RB1250-3EB50-8K	9465.-	1
	28.1	4RB1281-3EB50-8K	10635.-	1
	30	4RB1300-3EB50-8K	11355.-	1
	33	4RB1330-3EB50-8K	12490.-	1
440	1	4RB1010-3EE50-8K	430.-	1
	2	4RB1020-3EE50-8K	865.-	1
	3	4RB1030-3EE50-8K	1295.-	1
	4	4RB1040-3EE50-8K	1735.-	1
	5	4RB1050-3EE50-8K	2165.-	1
	7.5	4RB1075-3EE50-8K	3140.-	1
	10	4RB1100-3EE50-8K	4190.-	1
	10.4	4RB1104-3EE50-8K	4360.-	1
	12.5	4RB1125-3EE50-8K	4730.-	1
	15	4RB1150-3EE50-8K	5680.-	1
	16.7	4RB1167-3EE50-8K	6320.-	1
	20	4RB1200-3EE50-8K	7570.-	1
	25	4RB1250-3EE50-8K	9465.-	1
	28.1	4RB1281-3EE50-8K	10635.-	1
30	4RB1300-3EE50-8K	11355.-	1	
33.1	4RB1331-3EE50-8K	12530.-	1	

Rated voltage V	kvar @ 50 Hz	Type	Unit LP* ₹	Std. pkg. (nos.)	
480	5	4RB1050-3EJ50-8K	2165.-	1	
	6.3	4RB1063-3EJ50-8K	2725.-	1	
	8.3	4RB1083-3EJ50-8K	3590.-	1	
	10.4	4RB1104-3EJ50-8K	4080.-	1	
	11	4RB1111-3EJ50-8K	4315.-	1	
	12.5	4RB1125-3EJ50-8K	4900.-	1	
	13.8	4RB1138-3EJ50-8K	5415.-	1	
	15	4RB1150-3EJ50-8K	5885.-	1	
	16.7	4RB1167-3EJ50-8K	6545.-	1	
	18.7	4RB1187-3EJ50-8K	7335.-	1	
	20	4RB1200-3EJ50-8K	7845.-	1	
	22	4RB1220-3EJ50-8K	8625.-	1	
	25	4RB1250-3EJ50-8K	9800.-	1	
	28.1	4RB1281-3EJ50-8K	11015.-	1	
	30	4RB1300-3EJ50-8K	11760.-	1	
	31	4RB1310-3EJ50-8K	12155.-	1	
	33	4RB1330-3EJ50-8K	12940.-	1	
	525	5	4RB1050-3FC50-8K	2230.-	1
		6.3	4RB1063-3FC50-8K	2815.-	1
8.3		4RB1083-3FC50-8K	3705.-	1	
10.4		4RB1104-3FC50-8K	4215.-	1	
12.5		4RB1125-3FC50-8K	5070.-	1	
13.2		4RB1132-3FC50-8K	5355.-	1	
15		4RB1150-3FC50-8K	6085.-	1	
16.7		4RB1167-3FC50-8K	6780.-	1	
20		4RB1200-3FC50-8K	8110.-	1	
25		4RB1250-3FC50-8K	10140.-	1	
26.5		4RB1265-3FC50-8K	10750.-	1	
30		4RB1300-3FC50-8K	12170.-	1	
33.1		4RB1331-3FC50-8K	13425.-	1	
690		5.3	4RB1053-3GK50-8K	2220.-	1
		6.9	4RB1068-3GK50-8K	2895.-	1
		10.4	4RB1104-3GK50-8K	4360.-	1
	12.5	4RB1125-3GK50-8K	5240.-	1	
	14.6	4RB1146-3GK50-8K	6120.-	1	
	20	4RB1200-3GK50-8K	8385.-	1	
	25	4RB1250-3GK50-8K	10480.-	1	
	28	4RB1280-3GK50-8K	11735.-	1	

* Purchase MOQ for our dealers is in multiples of standard packing, contact Siemens Sales Office for further details

For information upon other kvar ratings at different voltages and frequency please contact Siemens Sales Office

Harmonics filter

Detuned reactor

Features

- Insulation class H
- High linearity
- Temperature control via micro switch
- Low losses and low noise



Copper Detuned Reactors

Bank size	Detuning factor	Type	Unit LP* ₹
5kvar	5.67%	4KA1220-1AC01-0AA0	11465.-
10kvar	5.67%	4KA1220-3AC01-0AA0	14875.-
12.5kvar	5.67%	4KA1220-4AC01-0AA0	17415.-
15kvar	5.67%	4KA1220-5AC01-0AA0	18815.-
20kvar	5.67%	4KA1220-6AC01-0AA0	20120.-
25kvar	5.67%	4KA1220-7AC01-0AA0	21935.-
50kvar	5.67%	4KA1220-2BC01-0AA0	35560.-
5kvar	7%	4KA1220-1AA01-0AA0	11460.-
10kvar	7%	4KA1220-3AA01-0AA0	15325.-
12.5kvar	7%	4KA1220-4AA01-0AA0	16970.-
15kvar	7%	4KA1220-5AA01-0AA0	19105.-
20kvar	7%	4KA1220-6AA01-0AA0	20355.-
25kvar	7%	4KA1220-7AA01-0AA0	21415.-
50kvar	7%	4KA1220-2BA01-0AA0	38155.-
75kvar	7%	4KA1220-3BA03-0AA0	54880.-
100kvar	7%	4KA1220-4BA03-0AA0	69080.-
5kvar	14%	4KA1220-1AB01-0AA0	16050.-
10kvar	14%	4KA1220-3AB01-0AA0	25225.-
12.5kvar	14%	4KA1220-4AB01-0AA0	27945.-
15kvar	14%	4KA1220-5AB01-0AA0	30965.-
20kvar	14%	4KA1220-6AB01-0AA0	36700.-
25kvar	14%	4KA1220-7AB01-0AA0	40555.-
50kvar	14%	4KA1220-2BB01-0AA0	65860.-
75kvar	14%	4KA1220-3BB03-0AA0	94795.-
100kvar	14%	4KA1220-4BB03-0AA0	131835.-

Aluminium Detuned Reactors

Bank size	Detuning factor	Type	Unit LP* ₹
5kvar	5.67%	4KA1420-1AC01-0AA0	9355.-
10kvar	5.67%	4KA1420-3AC01-0AA0	11420.-
12.5kvar	5.67%	4KA1420-4AC01-0AA0	13680.-
15kvar	5.67%	4KA1420-5AC01-0AA0	15460.-
20kvar	5.67%	4KA1420-6AC01-0AA0	16875.-
25kvar	5.67%	4KA1420-7AC01-0AA0	17845.-
50kvar	5.67%	4KA1420-2BC01-0AA0	31095.-
5kvar	7%	4KA1420-1AA01-0AA0	9535.-
10kvar	7%	4KA1420-3AA01-0AA0	12265.-
12.5kvar	7%	4KA1420-4AA01-0AA0	13570.-
15kvar	7%	4KA1420-5AA01-0AA0	15290.-
20kvar	7%	4KA1420-6AA01-0AA0	16285.-
25kvar	7%	4KA1420-7AA01-0AA0	16980.-
50kvar	7%	4KA1420-2BA01-0AA0	29945.-
75kvar	7%	4KA1420-3BA03-0AA0	40680.-
100kvar	7%	4KA1420-4BA03-0AA0	53200.-
5kvar	14%	4KA1420-1AB01-0AA0	12980.-
10kvar	14%	4KA1420-3AB01-0AA0	18980.-
12.5kvar	14%	4KA1420-4AB01-0AA0	21185.-
15kvar	14%	4KA1420-5AB01-0AA0	24455.-
20kvar	14%	4KA1420-6AB01-0AA0	27155.-
25kvar	14%	4KA1420-7AB01-0AA0	33130.-
50kvar	14%	4KA1420-2BB01-0AA0	58605.-



3TS Capacitor duty contactors

The 3TS capacitor duty contactor (with **patented** de-latching technology) provides a reliable and economical solution for capacitor switching applications.

Features and Benefits

- **De-latching operating principle**
- SIGUT Termination technique
- Finger touch proof terminals
- Compact Dimensions
- DIN / Screw mounting
- Reliable switching of capacitor banks
- Ease of wiring (can obviate use of lugs)
- Operator Safety
- Space saving
- Flexible mounting



Capacitor kvar 415V, 3ph, 50Hz	Built-in aux. contacts	Type®	Unit LP ₹	Built-in aux. contacts	Type®	Unit LP ₹	Std. pkg. (nos.)
7kvar	1 NO	3TS1110-0A..5-8K†	2195.-				
12.5kvar	–	3TS1200-0A..5-8K†	2440.-	1NO+1NC	3TS1211-0A..5-8K	2790.-	1
16kvar	–	3TS1300-0A..5-8K†	3355.-	1NO+1NC	3TS1311-0A..5-8K	3700.-	1
20kvar	–	3TS1400-0A..5-8K†	3775.-	1NO+1NC	3TS1411-0A..5-8K	4120.-	1
25kvar	–	3TS1500-0A..5-8K†	4370.-	1NO+1NC	3TS1511-0A..5-8K	4720.-	1
50kvar	2 NO + 2 NC	3TS1722-0A..5-8K	13515.-				

3RT26 Capacitor duty contactor

Capacitor kvar 415V, 3ph, 50Hz	Coil voltage	Built-in aux. contacts	Type	Unit LP	Std. pkg. (nos.)
75kvar	24V, 50HZ	1NO + 1NC	3RT2637-1AB03	22620.-	1
	110V, 50HZ		3RT2637-1AF03		
	230V, 50HZ		3RT2637-1AP03		
100kvar	24V, 50HZ	1NO + 1NC	3RT2646-1AB03	27610.-	1
	110V, 50HZ		3RT2646-1AF03		
	230V, 50HZ		3RT2646-1AP03		

Note: refer the product datasheet for rated current and other details

@ AC 50Hz coil code - Please enter coil codes from table below

	For 3TS contactors		
Code	F0	P0	R0
Coil voltage (V)	110	230	415

Auxiliary contact blocks

For contactor	Description	Type	Unit LP ₹	Std. pkg. (nos.)
3TS1110-3TS1500	1NO	■ 3TX4010-2A	180.-	10
	1NC	■ 3TX4001-2A		10

† Facility to add one contact block of 1NO / 1NC

Automatic Power Factor Correction Relay (APFC relay)

Features

- Easy accessibility of parameters
- Universal control supply – optimizing the no of variants
- Automatic/ Linear/ rotational switching modes of banks
- Selectable 1A/ 5A current input
- LCD version with RS485 Communication MODBUS RTU Protocol
- Confirms to IEC60947-5-1, carry CE and RoHS Compliant



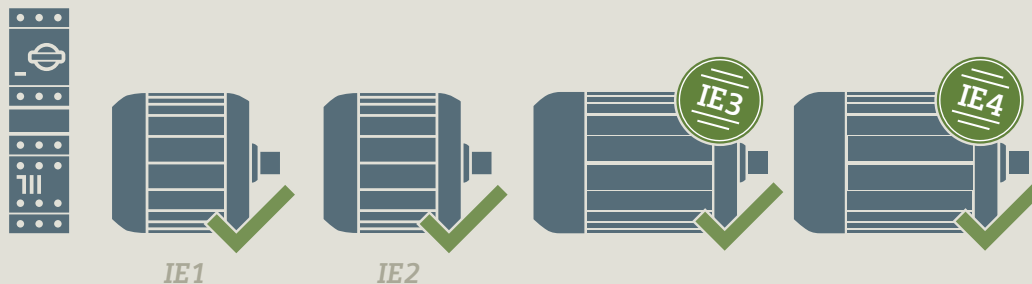
for more info scan QR code



7UG0572-1GT20

Description		Type	Unit LP ₹	Std. pkg. (nos.)
Automatic Power factor correction relay (APFC relay)	8 Stage with LCD display	7UG0571-1FT20	17050.-	1
	12 Stage with LCD display	7UG0572-1GT20	18260.-	1
	12 stage with LED display	7UG0572-1GT21	10920.-	1

Reliable switching and protection of IE3/IE4 motors at any time



Fuseless selection type 2, Iq = 50kA, IS/IEC:60947-4-1 (Motor starter protector 3RV2 + Contactor 3RT)

Suitable for IE3/IE4

- The selection is valid only for complete Siemens combinations i.e. MPCB + contactor + bi-relay (+timer)
 - In case this combination is changed to accommodate another brand/rating of MPCB/MCCB/contactor/BMR, it shall be the responsibility of the person making such a change to assure Type 2 performance.
 - Selection is for normal starting conditions (Class 10 Feeder). For heavy starting applications (e.g. ID/FD fans, reciprocating compressor, ball mills etc.), please consult Siemens.
 - Tested Type 2 combinations
 - Low LCC = Low life cycle cost
- # 3RV20 comes with in-built overload protection, hence external bi-relay is eliminated

Direct-on-line feeder, for low LCC

SL Motor		Circuit breaker®		Contactor		Bi-relay	
kW 415V, 3ph, 50/60 Hz	I _L Amps (Guide value)	Type	Rating Amps	Type	Rating Amps	Type	Set-Range Amp
0.37	0.99	3RV2011-0KA10	1.25	3RT2015	7	#	0.9 ... 1.1
0.55	1.2	3RV2011-1AA10	1.6	3RT2015	7	#	1.1 ... 1.4
0.75	1.7	3RV2011-1CA10	2.5	3RT2015	7	#	1.8 ... 2.2
1.1	2.2	3RV2011-1DA10	3.2	3RT2015	7	#	2.2 ... 2.8
1.5	3.1	3RV2011-1FA10	5	3RT2024	12	#	3.5 ... 4.5
2.2	4.3	3RV2011-1GA10	6.3	3RT2024	12	#	4.5 ... 5.5
3.7	7.3	3RV2011-1HA10	8	3RT2024	12	#	5.5 ... 7
4	8.2	3RV2011-1JA10	10	3RT2024	12	#	7 ... 9
5.5	11	3RV2011-1KA10	12.5	3RT2024	12	#	9 ... 10
7.5	14	3RV2021-4BA10	20	3RT2027	32	#	13 ... 16
11	20	3RV2021-4DA10	25	3RT2027	32	#	18 ... 23
15	27	3RV2021-4EA10	32	3RT2027	32	#	27 ... 30 *
18.5	34	3RV2031-4UA10	40	3RT2035	40	#	32 ... 35
22	40	3RV2031-4WA10	52	3RT2036	50	#	42 ... 49
30	55	3RV2031-4JA10	65	3RT2037	65	#	54 ... 62
37	64	3RV2031-4KA10	73	3RT2038	80	#	62 ... 70
45	77	3RV2031-4RA10	80	3RT2038	80	#	70 ... 77 **
45	77	3RV2041-4RA10	84	3RT2046	95	#	65 ... 84
55	95	3RV2042-4MA10	100	3RT2047	110	#	80 ... 100
55	95	3VA2216-5MN32-0AA0	160	3RT1054	115	#	63 ... 115
75	129	3VA2216-5MN32-0AA0	160	3RT1055	150	#	63 ... 140
90	151	3VA2220-5MN32-0AA0	200	3RT1056	185	#	80 ... 175
110	186	3VA2325-5MN32-0AA0	250	3RT1064	225	#	100 ... 225
132	221	3VA2440-5MN32-0AA0	400	3RT1065	265	#	160 ... 265
160	267	3VA2440-5MN32-0AA0	400	3RT1066	300	#	160 ... 300
200	332	3VA2450-5MN32-0AA0	500	3RT1075	400	#	200 ... 400
250	420	3VA2450-5MN32-0AA0	500	3RT1076	500	#	200 ... 440

* Starting current up to 256A
 ** Starting current up to 720A
 \$ 3RV21 'relay function' motor protection circuit-breaker can also be used in place of 3RV10 / 3RV20 MPCB respectively
 @ Motor switching operations with circuit breaker 3VA are not allowed.
 Alternative combinations with 3VA1 available, contact nearest sales office

For more motor feeder selection charts with various SIRIUS devices see configuration manual "Configuring SIRIUS Innovations – Selection Data for Fuseless and Fused Load Feeders", <https://support.industry.siemens.com/cs/ww/en/view/39714188>



Fuseless selection type 2, Iq = 50kA, IS/IEC:60947-4-1 (3RV/3VL with 3RT & 3RU)

Suitable for IE2 motors

- The selection is valid only for complete Siemens combinations i.e. MPCB / MCCB + contactor + bi-relay (+timer)
- In case this combination is changed to accommodate another brand/rating of MPCB/MCCB/contactor/BMR, it shall be the responsibility of the person making such a change to assure Type 2 performance.
- Selection is for normal starting conditions (class 10 feeder). For heavy starting applications (e.g. ID/FD fans, reciprocating compressor, ball mills etc.), please consult Siemens.
- The electronic star-delta timer type 3RP should be used in star-delta feeders.
- All selections with MPCB are Type tested, selections with MCCB are recommended. For type tested selections & higher breaking capacity refer "Load feeder configuration manual".
- Low LCC = Low life cycle cost

Direct-on-line feeder, for low LCC

SL motor		Circuit breaker ⁵		Contactor		Bi-relay	
kW 415V, 3ph, 50/60 Hz	I _L Amp	Type	Amp	Type	Amp	Type	Set-Range Amp
0.37	1.1	3RV2011-0KA10	1.25	3RT2015	7	#	0.9 ... 1.25
0.55	1.4	3RV2011-1AA10	1.6	3RT2015	7	#	1.1 ... 1.6
0.75	1.7	3RV2011-1BA10	2	3RT2015	7	#	1.4 ... 2
1.1	2.4	3RV2011-1DA10	3.2	3RT2015	7	#	2.2 ... 3.2
1.5	3.2	3RV2011-1EA10	4	3RT2015	7	#	2.8 ... 4
2.2	4.8	3RV2011-1GA10	6.3	3RT2024	12	#	4.5 ... 6.3
3.7	7.4	3RV2011-1HA10	8	3RT2024	12	#	5.5 ... 8
4	8.5	3RV2011-1JA10	10	3RT2024	12	#	7 ... 10
5.5	11.5	3RV2011-1KA10	12.5	3RT2024	12	#	9 ... 12.5
7.5	15	3RV2011-4AA10	16	3RT2026	25	#	11 ... 16
11	21	3RV2021-4DA10	25	3RT2027	32	#	20 ... 25
15	29	3RV2021-4EA10	32	3RT2027	32	#	27 ... 32
18.5	34	3RV2031-4UA10	40	3RT2035	40	#	32 ... 40
22	40	3RV2031-4VA10	45	3RT2036	50	#	35 ... 45
30	57	3RV2031-4JA10	65	3RT2037	65	#	54 ... 65
37	64	3RV2031-4KA10	73	3RT2038	80	#	62 ... 73
45	77	3RV2031-4RA10	80	3RT2038	80	#	70 ... 80
55	101	3RV1041-4MA10	100	3RT1054	115	#	80 ... 100
55	101	3VA1112-5MH32-0AA0	125	3RT1054	115	3RU2156-5CB10-8K	90 ... 125
75	134	3VA1216-5MH32-0AA0	160	3RT1055	150	3RU2156-5DB10-8K	110 ... 160
90	160	3VA1220-5MH32-0AA0	200	3RT1056	185	3RU2156-5EB10-8K	140 ... 200
110	190	3VA1325-5MH32-0AA0	250	3RT1064	225	3RU2166-5FB10-8K	180 ... 250
132	228	3VA1325-5MH32-0AA0	250	3RT1065	265	3RU2166-5FB10-8K	180 ... 250
160	269	3VA1332-5MH32-0AA0	320	3RT1066	300	3RU2166-5GB10-8K	220 ... 320
200	350	3VA1440-5MH32-0AA0	400	3RT1075	400	3RU2176-5HB10-8K	280 ... 400
250	430	3VA1450-5MH32-0AA0	500	3RT1076	500	3RU2176-5JB10-8K	350 ... 500

3RV11 / 3RV21 'relay function' motor protection circuit-breaker can also be used in place of 3RV10 / 3RV20 motor protection circuit-breaker respectively

3RV10 / 3RV20 comes with in-built overload protection, hence external bi-relay is eliminated

Star-Delta feeder, for Low LCC

Suitable for IE2/IE3/IE4 Motors

SL motor			Circuit breaker ⁵		Contactor line/delta		Contactor star		Bi-relay		Timer
kW 415V, 3ph, 50/60 Hz	I _L Amps	I _{Ph} Amps	Type	Rating Amps	Type	Rating Amps	Type	Rating Amps	Type	Set-Range Amp	Type
5.5	11.5	6.7	3RV2321-4AC10	16	3RT2026	25	3RT2015	7	3RU2126-1HB0	5.5 - 8	3RP15
7.5	15	8.7	3RV2321-4BC10	20	3RT2026	25	3RT2015	7	3RU2126-1JB0	7-10	3RP15
11	21	12.2	3RV2321-4DC10	25	3RT2027	32	3RT2024	12	3RU2126-4AB0	11...16	3RP15
15	29	16.8	3RV2321-4EC10	32	3RT2027	32	3RT2024	12	3RU2126-4BB0	14 ... 20	3RP15
18.5	34	19.7	3RV2331-4UC10	40	3RT2035	40	3RT2027	32	3RU2136-4DB0	18 ... 25	3RP15
22	40	23.2	3RV2331-4VC10	45	3RT2036	50	3RT2027	32	3RU2136-4EB0	22 ... 32	3RP15
30	57	33.1	3RV2332-4JC10	65	3RT2037	65	3RT2035	40	3RU2136-4FB0	28 ... 40	3RP15
37	64	37.1	3RV2331-4KC10	73	3RT2038	80	3RT2035	40	3RU2136-4GB0	36 ... 45	3RP15
45	77	44.7	3RV2331-4RC10	80	3RT2038	80	3RT2035	40	3RU2136-4HB0	40 ... 50	3RP15
55	101	58.6	3RV2341-4MC10	100	3RT2047	110	3RT2035	40	3RU2146-4JB0	45 ... 63 **	3RP15
55	101	58.6	3RV2341-4MC10	100	3RT1054	115	3RT2037	65	3RU2146-4JB0	45 ... 63	3RP15
55	101	58.6	3VA1112-5MH32-0AA0	125	3RT1054	115	3RT2037	65	3RU2146-4JB0	45 ... 63	3RP15
75	134	77.7	3VA1216-5MH32-0AA0	160	3RT1055	150	3RT2037	65	3RU2146-4LB0	70 ... 90	3RP15
90	156	90.5	3VA1220-5MH32-0AA0	200	3RT1056	185	3RT2037	65	3RU2156-5BB10-8K	70 ... 100	3RP15
110	190	110.2	3VA1325-5MH32-0AA0	250	3RT1064	225	3RT1054	115	3RU2156-5CB10-8K	90 ... 125	3RP15
132	228	132.2	3VA1325-5MH32-0AA0	250	3RT1065	265	3RT1054	115	3RU2156-5DB10-8K	110 ... 160	3RP15
160	269	156	3VA1332-5MH32-0AA0	320	3RT1066	300	3RT1054	115	3RU2156-5EB10-8K	140 ... 200	3RP15
200	350	203	3VA1440-5MH32-0AA0	400	3RT1075	400	3RT1064	225	3RU2166-5FB10-8K	180 ... 250	3RP15
250	430	249	3VA1450-5MH32-0AA0	500	3RT1076	500	3RT1065	265	3RU2166-5GB10-8K	220 ... 320	3RP15

** Starting current up to 780A

Fuse protected selection type 2, Iq = 50kA, IS/IEC:60947-4-1 (3KL with 3RT & 3RU)

Suitable for IE2 motors

- The selection is valid only for complete Siemens combinations i.e. SDF + DIN Fuse + Contactor + Bi-Relay (+ timer).
- In case this combination is changed to accommodate another brand/rating of SDF/DIN Fuse/Contactor/BMR, it shall be the responsibility of the person making such a change to assure type 2 performance.
- Selection is for normal starting conditions (class 10 feeder). (For heavy starting applications e.g. ID/FD fans, reciprocating compressor, ball mills etc., please consult Siemens.)
- The electronic star-delta timer type 3RP should be used in star-delta feeders.
- SDF: Switch Disconnecter Fuse. All fuses are DIN HRC type.
- Tested Type 2 combinations
- Low LCC = Low Life Cycle Cost

Direct-on-line feeder, for Low LCC

SL Motor		SDF		Fuse		Contactor		Bi-Relay	
kW 415V, 3ph, 50/60 Hz	I _L Amps	Type	Amp	Type	Amps	Type	Rating Amps	Type	Set-Range Amp
0.37	1.1	3KL811	20	3NA78040RC	4	3RT2015	7	3RU2116-0KB0	0.9 ... 1.25
0.55	1.4	3KL811	20	3NA78040RC	4	3RT2015	7	3RU2116-1AB0	1.1 ... 1.6
0.75	1.7	3KL811	20	3NA78010RC	6	3RT2015	7	3RU2116-1BB0	1.4 ... 2
1.1	2.4	3KL811	20	3NA78010RC	6	3RT2015	7	3RU2116-1DB0	2.2 ... 3.2
1.5	3.2	3KL811	20	3NA78030RC	10	3RT2015	7	3RU2116-1EB0	2.8 ... 4
2.2	4.8	3KL811	20	3NA78050RC	16	3RT2015	7	3RU2116-1GB0	4.5 ... 6.3
3.7	7.4	3KL811	20	3NA78070RC	20	3RT2023	9	3RU2126-1JB0	7...10
5.5	11.2	3KL812	32	3NA78100RC	25	3RT2024	12	3RU2126-1KB0	9 ... 12.5
7.5	15	3KL812	32	3NA78120RC	32	3RT2025	17	3RU2126-4AB0	11 ... 16
11	21	3KL815	63	3NA78200RC	50	3RT2026	25	3RU2126-4DB0	20 ... 25
15	28	3KL815	63	3NA78220RC	63	3RT2027	32	3RU2126-4EB0	27 ... 32
18.5	34	3KL821	100	3NA78240RC	80	3RT2035	40	3RU2136-4FB0	28 ... 40
22	40	3KL821	100	3NA78240RC	80	3RT2036	50	3RU2136-4GB0	36 ... 45
30	57	3KL821	100	3NA78300RC	100	3RT2037	65	3RU2136-4QB0	47 ... 57
37	64	3KL822	125	3NA78320RC	125	3RT2038	80	3RU2136-4KB0	62 ... 73
45	77	3KL822	125	3NA78320RC	125	3RT2038	80	3RU2136-4RB0	70 ... 80
55	101	3KL823	160	3NA78360RC	160	3RT1054	115	3RU2146-4MB0	80 ... 100
75	134	3KL831	200	3NA71400RC	200	3RT1055	150	3RU2156-5DB10-8K	110 ... 160
90	160	3KL832	250	3NA71440RC	250	3RT1056	185	3RU2156-5EB10-8K	140 ... 200
110	190	3KL832	250	3NA71440RC	250	3RT1064	225	3RU2166-5FB10-8K	180 ... 250
132	228	3KL833	315	3NA72520RC	315	3RT1065	265	3RU2166-5FB10-8K	180 ... 250
160	269	3KL834	400	3NA72600RC	400	3RT1066	300	3RU2166-5GB10-8K	220 ... 320
200	350	3KL841	500	3NA33650RC	500	3RT1075	400	3RU2176-5HB10-8K	280 ... 400
250	430	3KL841	500	3NA33650RC	500	3RT1076	500	3RU2176-5JB10-8K	350 ... 500

Star-Delta feeder, for Low LCC

SL Motor			SDF		HRC Fuses		Contactor Line/Delta		Contactor Star		Bi-Relay		Timer
kW 415V, 3ph, 50/60 Hz	I _L Amps	I _{Ph} Amps	Type	Rating Amps	Type	Rating Amps	Type	Rating Amps	Type	Rating Amps	Type	Set-Range Amp	Type
4	7.8	4.5	3KL811	20	3NA78030RC	10	3RT2023	9	3RT2023	9	3RU2126-1FB0	3.5 ... 5	3RP15
5.5	11.2	6.5	3KL811	20	3NA78050RC	16	3RT2023	9	3RT2023	9	3RU2126-1HB0	5.5 ... 8	3RP15
7.5	15	9.2	3KL811	20	3NA78070RC	20	3RT2024	12	3RT2023	9	3RU2126-1JB0	7 ... 10	3RP15
11	21	12	3KL812	32	3NA78100RC	25	3RT2024	12	3RT2023	9	3RU2126-1KB0	9 ... 12.5	3RP15
15	28	16.2	3KL812	32	3NA78120RC	32	3RT2026	25	3RT2025	17	3RU2126-4BB0	14 ... 20	3RP15
18.5	34	19.7	3KL815	63	3NA78200RC	50	3RT2027	32	3RT2026	25	3RU2126-4CB0	17 ... 22	3RP15
22	40	23.2	3KL815	63	3NA78200RC	63	3RT2035	40	3RT2026	25	3RU2136-4DB0	18 ... 25	3RP15
30	57	30.6	3KL821	100	3NA78220RC	80	3RT2035	40	3RT2026	25	3RU2136-4EB0	22 ... 32	3RP15
37	64	37.5	3KL821	100	3NA78240RC	80	3RT2035	40	3RT2027	32	3RU2136-4FB0	28 ... 40	3RP15
45	77	45	3KL821	100	3NA78300RC	100	3RT2036	50	3RT2028	40	3RU2136-4HB0	40 ... 50	3RP15
55	101	55.4	3KL821	100	3NA78300RC	100	3RT2037	65	3RT2035	40	3RU2136-4JB0	54 ... 65	3RP15
75	134	75.6	3KL823	160	3NA78360RC	160	3RT2038	80	3RT2037	65	3RU2136-4RB0	70 ... 80	3RP15
90	156	90	3KL823	160	3NA78360RC	160	3RT2046	95	3RT2038	80	3RU2146-4LB0	70 ... 90	3RP15
110	190	113	3KL831	200	3NA71400RC	200	3RT1054	115	3RT1054	115	3RU2156-5CB10-8K	90 ... 125	3RP15
132	228	133	3KL832	250	3NA71440RC	250	3RT1055	150	3RT1054	115	3RU2156-5DB10-8K	110 ... 160	3RP15
160	269	162	3KL833	315	3NA72520RC	315	3RT1056	185	3RT1054	115	3RU2156-5EB10-8K	140 ... 200	3RP15
200	350	202	3KL834	400	3NA72600RC	400	3RT1064	225	3RT1056	185	3RU2166-5FB10-8K	180 ... 250	3RP15
250	430	248	3KL841	500	3NA33650RC	500	3RT1065	265	3RT1065	265	3RU2166-5GB10-8K	220 ... 320	3RP15

Available till stocks last

Starter in S.S.housing (without birelay - to be ordered separately)

Motor rating at 415V, 3ph, 50Hz		Type ²⁾ (DOL)	Birelay (recommended)	Unit LP ₹	Std. pkg. (nos.)
HP	kW				
15	11	3TW0493-2AR0*#	3UA52(16-25A)	7230.-	1
20	15	■ 3TW0494-2A..	3UA55 (20-32A)	8885.-	1
25	18.5	■ 3TW0495-2A..	3UA55 (25-36A)	10155.-	1
30	22	■ 3TW0496-2A..	3UA58 (32-50A)	12520.-	1
40	30	3TW0497-2A..	3UA58 (40-57A)	15965.-	1
50	37	3TW0498-2A..	3UA58 (57-70A)	20715.-	1
75	55	3TW0590-2A..	3UA5830 (85-105A)	29045.-	1

* Only coil voltage of 415V 50Hz available

Automatic starter in S.S. housing (without birelay)

Motor rating at 415V, 3ph, 50Hz		Type ²⁾ (ASD)	Unit LP ₹	Std. pkg. (nos.)
HP	kW			
30	22	3TE0494-2A...	26980.-	1
40	30	3TE0494-2A...	26980.-	1
50	37	3TE0495-2A...	37675.-	1
60	45	3TE0496-2A...	53450.-	1
75	55	3TE0497-2A...	65410.-	1
100	75	3TE0594-2AR0*†	93080.-	1
125	90	3TE0595-2AR0*†	95825.-	1
150	110	3TE0596-2AR0*†	97190.-	1
180	132	3TE0597-2AR0*†	104035.-	1

*† Have in-built relay

²⁾ Enter code for coil voltage, 50Hz ("R0" for 415V, "P0" for 230V)

3RT1(S3) and Spare Coils

Size	AC-3 operational current le upto 415V A	Motor rating at 415V, 50Hz kW	Auxiliary contacts	AC Coil [§]		
				Type	Unit LP ¹⁾ ₹	Std. pkg. (nos.)
3RT1 Size S3 Contactor						
S3	65	30	–	3RT1044-1A..08K	15420.-	1
	80	37	–	3RT1045-1A..08K	19550.-	1
	95	45	–	3RT1046-1A..08K	21990.-	1

§ @ Change the 10th and 11th digit of the Article No.

Magnetic coils for 3RT1 (S3)

Size	Contactor type	Rated control supply voltage U _c at 50/60 Hz V AC	AC Coil			
			Type	Unit LP ₹	Std. pkg. (nos.)	
S3	3RT10 44	24V	3RT1944-5AC21	3270.-	1	
		110V	3RT1944-5AG21		1	
		230V	3RT1944-5AL21		1	
		400V	3RT1944-5AV01		3425.-	1
	3RT10 45/46 3RT13 4. 3RT14 46 3RT15 4.	24V	3RT1945-5AC21	3270.-	1	
		110V	3RT1945-5AG21		1	
		230V	3RT1945-5AL21		1	
		400V	3RT1945-5AV01		3425.-	1

Contacts with fixing parts

1 set = 3 moving and 6 fixed switching contacts with fixing parts


Size	Contactor type	Type	Unit LP ₹	Std. pkg. (nos.)
S3	3RT10 44	3RT1944-6A	4990.-	1
	3RT10 45	3RT1945-6A	6640.-	1
	3RT10 46	3RT1946-6A	8940.-	1




Discontinued

Accessories for 3SB5 Push Buttons and Indicating Lamps

Illumination Module [§] - (suitable for BA9s LED lamp)

	Voltage	Colour	Type
	24 V AC/DC	Red	3SB5400-8CC
		Green	3SB5400-8CE
		Blue	3SB5400-8CF
		Yellow	3SB5400-8CD
	110 V AC/DC	Red	3SB5400-8FC
		Green	3SB5400-8FE
		Blue	3SB5400-8FF
		Yellow	3SB5400-8FD
	240 V AC 50/60 Hz	Red	3SB5400-8SC
		Green	3SB5400-8SE
		Blue	3SB5400-8SF
		Yellow	3SB5400-8SD

Illumination Module [§] - (suitable for BA9s FILAMENT lamp)

	Voltage	Type
	24 V AC/DC (24 V lamp)	■ 3SB5400-6CC
	110 V AC/DC (130 V lamp)	■ 3SB5400-6FH
	230V AC/DC (130 V lamp)	■ 3SB5400-6LH

[§] Illumination module can be used with lens assembly, illuminated push buttons & illuminated selector actuators.

3SE5 Position switches

Description	Contact arrangement	Type
Open execution	Snap action - 1NO+1NC	3SE5250-0YC05
31 mm plastic enclosure	Snap action - 1NO+1NC	3SE5232-0YC05
50 mm plastic enclosure	Snap action - 1NO+1NC	3SE5242-0YC05
31 mm metal enclosure	Snap action - 1NO+1NC	3SE5212-0YC05
40 mm metal enclosure	Snap action - 1NO+1NC	3SE5112-0YA00
56 mm metal enclosure	Snap action - 1NO+1NC	3SE5122-0YA00
Spare contact block	Snap action - 1NO+1NC	3SE5000-0YA00

Siemens Industry Online Support (SIOS)

Download mobile app



Spares for indicating lamps

Description		Type
Lens for Indicating lamp	Red	3SB5910-1PC
	Green	3SB5910-1PE
	Amber	3SB5910-1PR
	Blue	3SB5910-1PF
	White	3SB5910-1PG
	Yellow	3SB5910-1PD
	Clear	3SB5910-1PH
	BA9s LED Lamp 24V AC/DC	Red
Green		3SB5902-3GK
Blue		3SB5902-3JK
Yellow		3SB5902-3HK
Lens for illuminated twin push button	White	3SB5912-0BB
Tool for fitting actuators on metal enclosures		3SB5902-2BX

Spares for Push button actuators

Description		Colour	Type		
Spare coloured discs for push button actuator	Normal	Red	3SB5910-0AC		
		Green	3SB5910-0AE		
		Blue	3SB5910-0AF		
		White	3SB5910-0AG		
		Yellow	3SB5910-0AD		
		Black	3SB5910-0AB		
		Spare coloured discs for push button actuator	Raised	Red	3SB5910-0BC
Green	3SB5910-0BE				
Blue	3SB5910-0BF				
White	3SB5910-0BG				
Yellow	3SB5910-0BD				
Black	3SB5910-0BB				
Spare coloured discs for illuminated push button actuator	Normal			Red	3SB5910-0CC
		Green	3SB5910-0CE		
		Amber	3SB5910-0CR		
		Blue	3SB5910-0CF		
		White	3SB5910-0CG		
		Yellow	3SB5910-0CD		
		Clear	3SB5910-0CH		
		Spare coloured discs for illuminated push button actuator	Raised	Red	3SB5910-0DC
				Green	3SB5910-0DE
				Amber	3SB5910-0DR
Blue	3SB5910-0DF				
White	3SB5910-0DG				
	Yellow	3SB5910-0DD			
	Clear	3SB5910-0DH			
Plastic front ring			3SB5911-1BA		
Plastic holder with screws			3SB5912-0BA		

Hoisting duty contactors - 3TF

Contactor size	Rated current Ie (A) AC2/AC3 at 415V	Type ¹⁾
6	110	3TF5000-0A..
8	170	3TF5200-0A..
10	250	3TF5400-0A..
12	400	3TF5600-0A..











SIEMENS

Ingenuity for life



INDUSTRY 4.0

Welcome to the world of digitalization with LV Panels

Industry 4.0 is a name for the current trend of automation and data exchange in manufacturing technologies. It includes cyber-physical systems, the Internet of things, cloud computing and cognitive computing. Industry 4.0 creates what has been called a "smart factory".

SIEMENS LV Panels helps our customers stride into the new & exciting world of digitalization.

For more information call us on 1800 209 1800

For Life Cycle Support of Products, Systems and Solutions call us on 1800 209 0987

Licensed
Partner

For
SIEPAN 8PU

SIEMENS

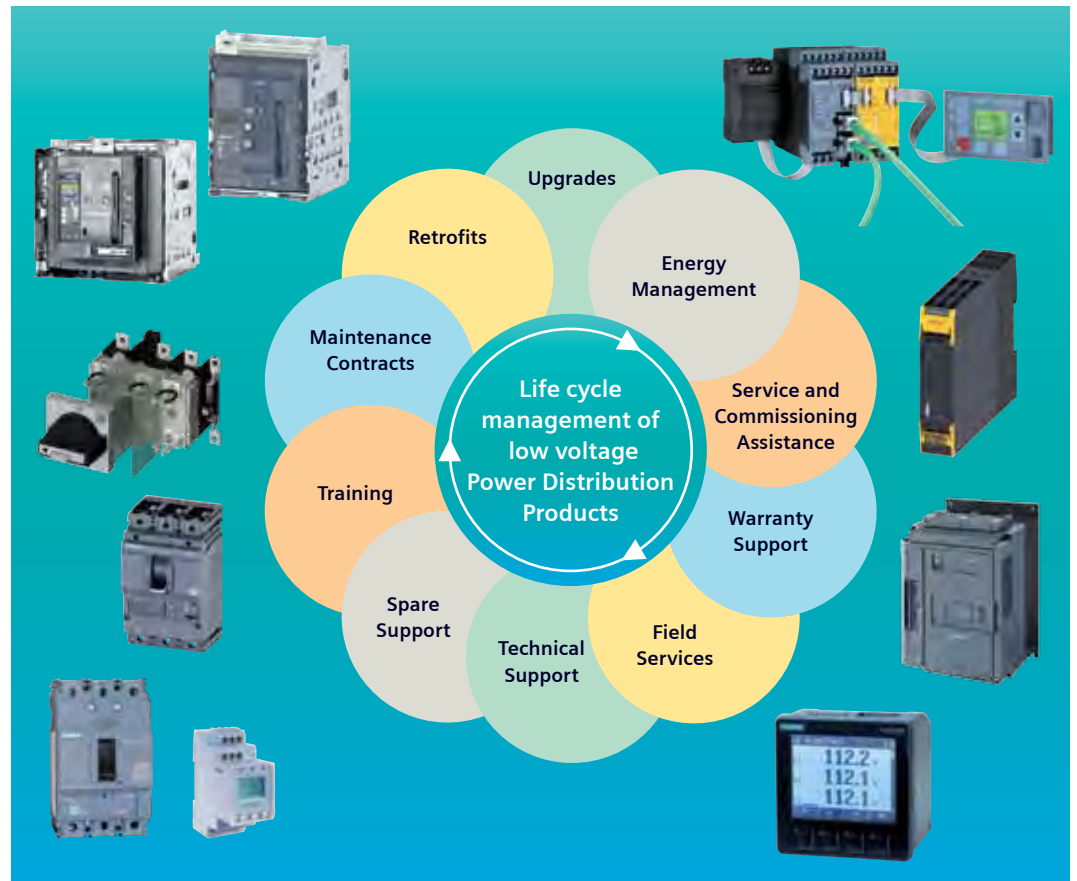
www.siemens.com/sivacon-details

One point contact for your service needs


The comprehensive range of services from Siemens is sure to cover the needs of the most varied users.

We offer structured services, designed to give you valuable support in every phase during the lifecycle of your low voltage products and panels – from warranty support to suitable retrofit solutions.

Additionally we also provide Energy Management solutions and Technology upgrade solutions for your existing switchgear.



Service & spares for SIEPAN 8PU & SIRENEW (Solar ACDB) switchboards



- Annual Maintenance contract of LV Switchboards
- Conversion of existing conventional to intelligent MCC
- Ready to use completely prewired draw out modules for MCC

Please get in touch with us for details

CUSTOMER CARE

Toll Free No: 1800220987/18002090987 • E-mail: ics.india@siemens.com

A comprehensive range of products, solutions and services



For information on prices of above products please refer to the valid low voltage power Distribution Products LP

Terms and conditions

Maximum Retail Price (MRP) / List Price (LP) is subject to revision without prior notice.

The company reserves the right to supply goods at its works or godown at its discretion.

The minimum order size for non-stock items (items not marked with ■) is 50 Nos. for each item or ₹ 50,000/- per item.

Export control regulation - retention clause: The fulfillment of the agreement on Siemens part is subject to the provision that this shall not be prevented by implements on the grounds of national and international legal requirements, in particular export control provision.

Stock items

The normal stock items (indicated by ■) are subject to change without prior notice.

Note

- This supersedes all previous Price Lists.
- List Prices (LPs) mentioned are exclusive of all taxes.
- Maximum Retail Prices (MRPs) mentioned in the publication are maximum recommended selling prices.
- Invoice amount not to exceed MRP
- Invoice amount = MRP (less) applicable discount + applicable GST %
- For receiving material in factory sealed packing, we request you to order in multiples of the indicated standard packing quantity.

Ask your nearest Siemens partners to include you in our mailing list.

Always make your purchases only from our authorised dealers. Details available with our sales office/territory managers.

LIST OF SITRAIN - INDIA TRAINING CENTERS

(including Training Service Providers, TSPs)

Course No.	Title	Duration
Classroom Courses - Automation		
AS-1200	SIMATIC S7-1200 with STEP7 V15.1	5
AS-1500A	SIMATIC S7-1500 with TIA V15 Advance	3
AS-1500B	SIMATIC S7-1500 with TIA V15 Basic	5
AS-300400A	SIMATIC S7-300/400 Advance with STEP7	6
AS-300A	SIMATIC S7-300 with STEP7 V5.6 Advance	3
AS-300B	SIMATIC S7-300 with STEP7 V5.6 Basic	5
AS-400A	SIMATIC S7-400 with STEP7 V5.6 Advance	3
AS-400B	SIMATIC S7-400 with STEP7 V5.6 Basic	5
AS-F&B_2	Training on WinCC Comfort-Advance V15.1_F&B 2 Days	2
AS-F&B_3	Training on SCADA with WinCC V7.5_F&B 3 Days	3
AS-NTW	Networking on Profibus/Profinet with V5.6	5
AS-PCS7A	DCS: SIMATIC PCS 7 Advance	10
AS-PCS7AS	DCS: SIMATIC PCS7 AS ENGINEERING	5
AS-PCS7B	DCS: SIMATIC PCS 7 Basic	10
AS-PCS7OS	DCS: SIMATIC PCS7 OS ENGINEERING	5
AS-PHARMA2	Training on WinCC Comfort-Advanced on TIA V15.1_Pharma 2 Days	2
AS-PHARMA3	Training on SCADA with WinCC V7.5_Pharma 3 Days	3
AS-PI	Process Instrumentation	4
AS-SFM	SIMATIC Distributed (Machine Safety) course	3
AS-SFP	SIMATIC Fail-safe (Process Safety) course	3
AS-ST57GRA	SIMATIC S7 Graph	2
AS-ST5CL	SCL Programming	3
AS-ST5TL	STL Programming Language	3
AS-TNTW	Networking on Profibus/Profinet with TIA Portal V15.1	3

Course No.	Title	Duration
AS-TWINCCB	SIMATIC WinCC (TIA Portal) Professional V15.1	5
AS-VASS	VASS Training	12
AS-WINCCA	SIMATIC WinCC V7.x Advance	3
AS-WINCCB	SIMATIC WinCC V7.x Basic	5
Classroom Courses - Drives		
DR-BDT	Basic course on AC/DC Drives	5
DR-DC70	SIMOREG DC Master 6RA70	6
DR-DCM	SINAMICS DC Master 6RA80	6
DR-G120	SINAMICS G120 with STARTER	5
DR-G12TIA	SINAMICS G120 With TIA Portal	4
DR-G130	SINAMICS G130 / G150	6
DR-GH180	SINAMICS Perfect Harmony GH180	5
DR-MDVC	AC Drive: SIMOVERT Master Drive Vector Control	6
DR-MM4	AC Drives with MM4 Maintenance	5
DR-OLS120B	Online Training - SINAMICS S120 Basic	5
DR-S120ADV	SINAMICS S120 Advance	5
DR-S120BAS	SINAMICS S120 Basic	5
DR-S125AF	SINAMICS S120 Safety Functions	3
DR-SIMOADV	SIMOTION Advance	5
DR-SIMOBAS	SIMOTION Basic	5
DR-V20	SINAMICS V20	3
DR-V90	SINAMICS V90	3
AP-CRANE	Application Based Crane Training	5
Classroom Courses - Switchgear		
LV-BAS	Basic Automation for Switchgear User	3
LV-IM	AC Motor Basics Control & Maintenance	3
LV-PAC	Sentron PAC Meter	2
LV-SM	SIMOCODE AC-Motor control	3
LV-SS	SIRIUS Soft Starter	2
LV-SWPC	LV Switchgear Products & Coordination	4

Course No.	Title	Duration
LV-SWPD	LV Switchgear Products, Distribution & Panel	4
MV-NR	Training on Numerical relays	4
MV-VCB	Training on VCB	2
Online Trainings		
AS-OL-1200	Online Training - SIMATIC S7-1200 with TIA Portal Course	5
AS-OL-300A	Online Training - SIMATIC S7-300 with STEP7 V5.6 Advance	2
AS-OL-300B	Online Training - SIMATIC S7-300 with SIMATIC Manager (Basic Course)	5
AS-OL-400A	Online Training - SIMATIC S7-400 with SIMATIC Manager (Advance Course)	3
AS-OL-400B	Online Training - SIMATIC S7-400 with SIMATIC Manager (Basic Course)	5
AS-OL-PCSB	Online Training - DCS: SIMATIC PCS 7 Basic	9
AS-OLPCSAS	Online Training - DCS: SIMATIC PCS7 AS ENGINEERING	5
AS-OL-SFM	Online Training - SIMATIC Distributed (Machine Safety) course	3
AS-OL-WINC	Online Training - Basic course for SIMATIC WinCC SCADA (V7)	5
AS-OL-WINT	Online Training - SIMATIC WinCC SCADA (WinCC Prof) in the TIA Portal	5
AS-OL1500A	Online Training - SIMATIC S7-1500 with TIA Portal (Advance Course)	5
AS-OL1500B	Online Training - SIMATIC S7-1500 with TIA Portal (Basic Course)	5
ACCESS-P	SITRAIN access single Subscription	365
Digitalization Training		
DIGI-AUTOE	Digitalization Auto Engineering	5
DIGI-IN4.0	Introduction to Industry 4.0	3
DIGI-STDSI	Digitalization Stand_SIVArc	3
DIGI_INTRO	One Day Training Program on Introduction to Digitalization	1

SITRAIN Training Executors in India (Address & Contacts)

SITRAIN India (Kalwa)

Siemens Ltd.
 TSDC, Kalwa Works
 Opposite Airoli Railway Station
 Thane Belapur Road, Airoli
 Navi Mumbai - 400708, Maharashtra
 Tel: +91-22-39663208
 E-mail: customer.training.in@siemens.com

STE-NORTH 1 (Panchkula)

Industrial Automation Training Centre
 178, Phase II, Industrial Area
 Panchakula -134113, Haryana, India.
 Tel: +91-172-5044417
 E-mail: info@iatc.in

STE-East (Kolkata)

Unit No-207A, 2nd Floor, PS Aviator
 Atghara, Rajarhat Newtown, Chinarpark
 Kolkata - 700136
 Tel: +91-8820378858
 E-mail: koltc@esskay.in

STE - SOUTH 1 (Coimbatore)

Karunya – SIEMENS Centre
 Karunya University, Karunya Nagar
 Coimbatore - 641114
 Tel: +91-422-2614400/4399
 E-mail: siemens@karunya.edu

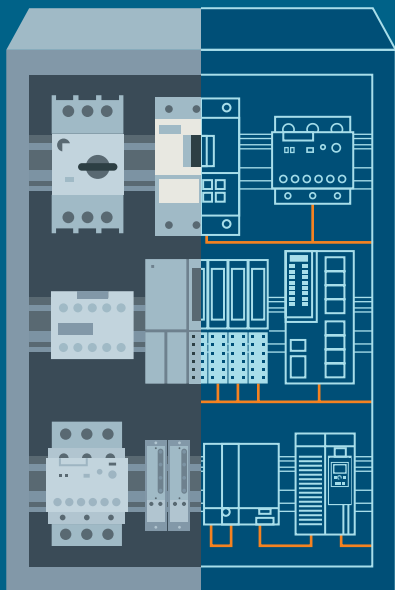
STE-WEST 1(Navi-Mumbai)

Esskay Services
 Block No. 801-802, B Wing, Techno City
 Plot No. X-4/1 & X-4/2, TTC Industrial Area
 Mahape, Navi Mumbai - 460710
 Tel: +91-22-27788403
 E-mail: mumtc@esskay.in



SIEMENS

Ingenuity for life



Integrated Control Panels


Working together for simple and stress-free control cabinet design

www.siemens.com/controlpanel

Would you like to save time and effort?

It is easy to optimize control cabinets in all aspects for machines & industrial systems for world market.


From preparation and dimensioning, to design, construction, service and support, we offer comprehensive support for control panel applications:



Expert know-how

The faster way to optimized control panels with practice-oriented expertise


+



Tools & data for digitalization in engineering

Maximum efficiency for control panel design

+



Aligned product and system portfolio

Save time when building control panels

Your partners

Sales offices:

Ahmedabad
Mobile: +91 9176934328
E-mail: kiran.kanhukar@siemens.com

Baroda
Mobile: +91 9925001779
E-mail: chandran.keshrani@siemens.com

Bengaluru
1st Floor, Jyoti Mahal
No. 49, St. Marks Rd,
Bengaluru - 560 001
☎ : +91 80 33422000
Fax: +91 80 33424131

Bhubaneswar
Mobile: +91 7894436373
E-mail: somnath.manna@siemens.com

Chandigarh
Mobile: +91 9888484066
E-mail: padam.sharma@siemens.com

Chennai
4th Floor, ETA Mount Central
Seethakathi Business Centre
Mount Road
Chennai - 600006
☎ : +91 44 30474000
Fax: +91 44 30474080

Coimbatore
Mobile: +91 9849001842
E-mail: pramod.krishna@siemens.com

Gurgaon
Plot No. - 78, Tower - B
Jagatjit Industries Building (JIL)
Opposite SBI Academy, Sector-18
Gurgaon - 122015
☎ : +91 124 2842000, 3810200

Hyderabad
Mobile: +91 9849111875
E-mail: pv.ravikiran@siemens.com

Jaipur
Mobile: +91 9815502480
E-mail: rohit.jagga@siemens.com

Jamshedpur
Mobile: +91 8294052647
E-mail: shyamal.bhattacharyya@siemens.com

Kolkata
3rd Floor, 43, Shanti Palli
Rashbihari Bypass Connector
Kolkata - 700042, India
☎ : +91 33 30939000
Fax: +91 33 30939010

Lucknow
Mobile: +91 9619856025
E-mail: jain.vikas@siemens.com

Mumbai
Business Centre-1
Thane Belapur Road, Kalwa Works
Thane - 400 601
☎ : +91 22 39663000
Fax: +91 22 39663721

Nagpur
Mobile: +91 9930182128
E-mail: muzaffers.sayed@siemens.com

Pune
Tower C, Panchsheel Business Park
Survey No. 20, Balewadi
Pune - 411045
☎ : +91 20 30466000
Fax: +91 20 30466006

Vizag
Mobile: +91 9701354777
E-mail: vijaykiran.meduri@siemens.com

Territory managers:

Agra
Flat No 303, Dwarika Apartment
Near Hanuman Mandir Crossing
Bhagirathi Road, Khandari
Agra - 282002
Mobile: +91 7800960310
E-mail: tiwari.mayank@siemens.com

Aurangabad
Flat No B11/103, Manjeet Pride Primo
Mahatubavv Rd Ram Chowk
Beed By Pass, Aurangabad - 531005
Mobile: +91 8889911401
E-mail: bhadauria.amit@siemens.com

Belgaum
Anurag Bungalow No. 2, Plot No. 7
CTS No. 3109, RS No. 57/21, Cross No. 7
Near Shanbag / Bhandari School
Bhagya Nagar, Angol, Belgavi
Karnataka - 590006
Mobile: +91 9740277991
Tel.: +91 0831 2495156
E-mail: anand.gawade@siemens.com

Belgaum
Flat No. 201, 2nd Floor
Harimanor Apartment, 1st Cross
Bhagya Nagar, Angol Extension, Belgavi
Karnataka - 590006
Mobile: +91 8105592066
E-mail: siddu.mareguddi@siemens.com

Belgaum
S4 Gokul Vrindavan Apartment
8th Cross, Bhagya Nagar, Angol, Belgavi
Karnataka - 590006
Mobile: +91 7259400100
E-mail: prathish.T_m@siemens.com

Bharuch
Gold B, 804, Samrudhhi Residency
Opp. Zadeshwar Bus Stop
Zadeshwar Road, Bharuch - 392011
Mobile: +91 9429037805
E-mail: kalpeshkumar.darji@siemens.com

Bhilai
Flat No. 38/ E1 Block
Chouhan Green Valley, Junwani
Bhilai (CG) - 490020
Mobile: +91 7869922211
E-mail: pravin.deshhratar@siemens.com

Bhopal
A-111 Shahpura, Bhopal
MP - 462016
Mobile: +91 9823011883
E-mail: vineet.saxena@siemens.com

Bhopal
C/o Tahkur Nrupal Singh, 37, DDS 2
Aranya Nagar, Sector 78
Near Ashadeep Hospital, Vijay Nagar
Indore - 452010
Mobile: +91 7506180014
E-mail: mandeep.nanda@siemens.com

Boisar
B-103, Sai Jayshree Apartments
Yashwant Shrishti
Boisar (West) - 400501
Mobile: +91 9819231892
E-mail: debashis.biswas@siemens.com

Cochin
Jomer Symphony, 33/2317, 5th Floor
Challikkavattom, Ponnuranni North
Vytilla, Kochi - 682019
Mobile: +91 4026611122, 9846006580
E-mail: girish.v_nair@siemens.com

Cochin
Jomer Symphony, 33/2317, 5th Floor
Challikkavattom, Ponnuranni North
Vytilla, Kochi - 682019
Mobile: +91 8606117755
E-mail: shyam.j@siemens.com

Durgapur
6/15, Bengal Ambuja
(Near Durgapur Cinema Hall), Citi Centre
Durgapur - 713216, West Bengal
Mobile: +91 9830317456
E-mail: harsh.chincholkar@siemens.com

Gandhidham
C/o Rishabh Electricals, Plot No.104
Sector 1A, Gandhidham
Mobile: +91 9725005162
E-mail: maullikkumar.patel@siemens.com

Goa
C/o. Pooja Rivonkar
Flat No. B/ 106, Gopika Vihar, B-Blgd
Shankarwadi, Taleigao, Panjim
North Goa, Pin - 403001
Mobile: +91 954553430
E-mail: jitendra.choudhary@siemens.com

Goa
Flat U303, Devashri Greens Phase II B
Near Defence Colony, Porvorim
Goa - 403501
Mobile: +91 9819703558
E-mail: supayan.deb@siemens.com

Gorakhpur
H.No. 721/T, Sri Ram Nagar Colony
Near Aluminum Factory
Beside HK Memorial School, Basarapur
Gorakhpur - 273004
Mobile: +91 8802011478
E-mail: singh.amar@siemens.com

Guwahati Assam
Shivalaya Housing Society, Flat No- B-3A
Bylane-4, Joymatinagar, Adabari, Pandu
Guwahati - 781012, Assam
Mobile: +91 9864110684
E-mail: biblab.datta@siemens.com

Guwahati Assam
Mobile: +91 9051015666
E-mail: amarnath.karmakar@siemens.com

Guwahati Assam
House No. 20, 2nd Floor
Ushanagar, Dispur Supermarket
Guwahati - 781006, Assam, India
Mobile: +91 9874159689
E-mail: supravat.dey@siemens.com

Haridwar
110, Lotus Towers, Opp. Ansal Courtyard
Modipuram, Meerut - 250001
Uttar Pradesh
Mobile: +91 9889384222
E-mail: umesh.pandey@siemens.com

Haridwar
P-4/23, Deep Ganga Apartments
Sector-5A, SIDCUL
Haridwar - 249403, Uttarakhand
Mobile: +91 9044678887
E-mail: nishant.yadav@siemens.com

Hospet
Mahima's, Door No.1288, 9th Ward
Near Markendeshwara School
M.P.Prakash Nagar, Hospet - 583201
Distt Bellary, Karnataka
Mobile: +91 9945859004
E-mail: nagaraj.rk@siemens.com

Hosur
Plot No. 12, Vishnu Anand Galaxy
Chittanapally Nalur Village
Hosur - 635109
Mobile: +91 8971200266
E-mail: dinesh.rajan@siemens.com

Hubli
Plot No. 37, Hurkadi Building
Near KLE School Manjunath Nagar
Gokul Road, Hubli - 30, Karnataka
Mobile: +91 9945961052
E-mail: kiran.kage@siemens.com

Indore
Flat No. 202, Second Floor
88 N Savinay Apartment
Dhanvantri Nagar, Rajendra Nagar
Main Road, Indore - 452012 (M. P.)
Mobile: +91 9029207888
E-mail: gaurishankar.rao@siemens.com

Indore
B - Block, 406 Shekhar Paradise
Nipaniya, Indore - 452010
Mobile: +91 9673333024
E-mail: brajesh.rathor@siemens.com

Indore
C/o Tahkur Nrupal Singh, 37, DDS 2
Aranya Nagar, Sector 78
Near Ashadeep Hospital, Vijay Nagar
Indore - 452010
Mobile: +91 7506180014
E-mail: mandeep.nanda@siemens.com

Jaipur
Kirtan Enclave, Flat No. 316, C Block
Chhordha Chaak, Jaipur Keonjhar Road
Jaipur, Odisha - 755019
(Nearest Land Mark - SBI ATM counter)
Mobile: +91 9937189624
E-mail: probir.mukherjee@siemens.com

Jalandhar
House No. 548, FF Urban Estate
Phase 1, Jamalpur, Chandigarh Road
Ludhiana - 141003, Punjab
Mobile: +91 9876047929
E-mail: sunil.singla@siemens.com

Jammu
House No. 548, FF Urban Estate
Phase 1, Jamalpur, Chandigarh Road
Ludhiana - 141003, Punjab
Mobile: +91 9876047929
E-mail: sunil.singla@siemens.com

Jodhpur
A-240, 1st Floor, Shastri Nagar, Jodhpur
Rajasthan - 342003, India
Mobile: +91 9929110493
E-mail: rajendra.kabra@siemens.com

Kanpur
110, Gandhi Gram, Harjinder Nagar
Kanpur - 208007, Uttar Pradesh
Mobile: +91 9652035222
E-mail: manish.sahu@siemens.com

Kharagpur
Plot No. 3031, 2nd Floor
Mouza: Basudevpur, PO: Khajanchak
Manjushree More; District: Purba Medinipur
Pin: 721602.
Mobile: +91 9051384193
E-mail: mitra.sayantan@siemens.com

Khopoli
Flat No. 12, Building No. 1
Shri Swami Samarth Krupa Nagar CHS Ltd
Near Usha Nagar, Mokolwadi Road, Khopoli
Tal. Khalapur, Dist Raigad - 410203
Mobile: +91 9867748975
E-mail: deshpande.sachin@siemens.com

Kolhapur
RS No. 84-1, Pinac Prasad, FL No. A-35
New Palace Road, Kolhapur - 416006
Mobile: +91 9850836839
E-mail: vinay.todkar@siemens.com

Kota
Flat No. 602, Mahalaxmi Enclave, Block - B4
Baran Road, Kota, Rajasthan - 324001
Mobile: +91 9771414108
E-mail: vikash.prasad@siemens.com

Ludhiana
H.No. 212A, Punjabi Bahg Extension
66 Feet Road, Near Curo Mall
Jalandhar - 144022, Punjab
Mobile: +91 9872131762
E-mail: gurvinder.singh@siemens.com

Ludhiana
H.No. 728, First Floor
Sector - 33, Chandigarh Road
Ludhiana - 141010, Punjab
Mobile: +91 9878094677
E-mail: rohit.bhardwa@siemens.com

Ludhiana
H.No. 1235, St. No. 3/1
Sardar Nagar, Sahon Road
Near Gurudwara Mata Bhagwanti
Ludhiana - 141007, Punjab
Mobile: +91 9872419990
E-mail: ravinder.pai@siemens.com

Madurai
Anurudh Block, F-Top 3
Vasudhara Apartment, 84, TPK Main Road
Andalpuram, Madurai - 625 003, Tamil Nadu
Mobile: +91 9894617776
E-mail: sivaprakasam.r@siemens.com

Mangalore
Flat No. 303, Devi Dayal Residency,
Near Dominic Church, Ashok Nagar Road
Urwa Store, Managalore - 575006
Mobile: +91 9686488166
E-mail: lakshmisha.k@siemens.com

Maramalainagar
No.11, Ambedkar Street, SRS Buildings
Upstairs Raga Dental Clinic, Potheri
Chennai - 602203
Mobile: +91 9840392926
E-mail: shanmuga.v@siemens.com

Meerut
110, Lotus Towers, Opp. Ansal Courtyard,
Modipuram, Meerut - 250001
Uttar Pradesh
Mobile: +91 9889384222
E-mail: umesh.pandey@siemens.com

Meerut
FF3, Tower A, Ansal Courtyard, Modipuram
Meerut - 250001, Uttar Pradesh
Mobile: +91 9889966777
E-mail: deepshikhar.shukla@siemens.com

Mehsana
C/o R. K. Enterprise
Tirupati Complex, 2nd Floor
Radhanpura Char Rasta, Mehsana
Gujarat - 384002, India
Mobile: +91 9909904993
E-mail: piyush.thaker@siemens.com

Mysore
No 980, 4th Cross, 6th Main
Bannimantap B layout, SS Nagar
Mysore - 570015
Mobile: +91 9611311645
E-mail: raashid.syed@siemens.com

Naidupeta
5/9A, I Floor, B Block, M.A.Nagar
Chennai - 600052
(Near Padmalur Govt School)
Mobile: +91 9840255185
E-mail: r.pradeep@siemens.com

Nashik
Flat No. 402, "D" Wing, Hari Shrushti
Near Jogging Track, Opposite WNS
Indira Nagar, Nashik - 422009
Mobile: +91 9892292275
E-mail: dhananjay.thorat@siemens.com

Nashik
202-Sree Anand Apartments
Narhari Nagar, Pathardi Fata
Nashik - 422009
Mobile: +91 8055114173
E-mail: vinaykumar.sharma@siemens.com

Neemrana
F-111, Ananraj Apartments,
Plot No. 236, Japanese Zone, Neemrana
Alwar, Rajasthan - 301705, India
Mobile: +91 9650481919
E-mail: Deepak.Beniwal@siemens.com

Panipat
137-R, First Floor, Near Sadanand Park
Model Town, Panipath - 132103
Mobile: +91 9871394488
E-mail: vijay.goyal@siemens.com

Patna
A-53, 5th Floor, Krishna Apartment
Boring Road, Patna - 800001
Mobile: +91 9641574289
E-mail: rajendra.mitra@siemens.com

Pondicherry
R.A.M Paradise, II Floor, No.4, 2nd Cross
Kamban Nagar, Reddiarpalayam
Puducherry - 605010
Mobile: +91 9176609374
E-mail: gopalakrishnan.shanmugam@siemens.com

Raipur
103-Emerald, Green Meadows
Dalal Seoni, Mowa, Raipur
Chattisgarh - 492007
Mobile: +91 9711007466
E-mail: vinay.mittal@siemens.com

Rajahmundry
IVY Grand Apartment, Narasanna Nagar
Door No 66-7-21A, Rajiv Gandhi Street
Near Karanam Gari Junction
Kakinada - 533004
Mobile: +91 9789869754
E-mail: lakshmi.kantha.balla@siemens.com

Rajkot
Pitrukrupa Street No. 5, Royal Park Society
University Road, Near Indra Circle
Rajkot - 360005
Mobile: +91 8080802037
E-mail: harsh.trivedi@siemens.com

Ranchi
Raj Enclave, Flat No. 204, 2nd Floor,
Kaju Bagan (Near DAV Hehal Jr. Section)
Piska More, P.S. Sukhdeonagar
Ranchi - 834005
Mobile: +91 9674011440
E-mail: sarkar.saikat@siemens.com

Ranchi
236 Pawan Colony, Hinoo Chowk, Hinoo
Durganda, Ranchi - 834002
Mobile: +91 9933650562
E-mail: sandip.de@siemens.com

Renukoot
Vijay Gupta Bhawan
Swami Vivekanand Colony, Murdhawa
Renukoot - 231217, Distt Sonebhadra
Uttar Pradesh
Mobile: +91 9984500021
E-mail: kumardeepak@siemens.com

Rourkela
C/6, Gafoor Colony, Group Floor
Near LIC Office, Uditi Nagar
Rourkela - 769012, Odisha
Mobile: +91 9861056581
E-mail: ashirbad.das@siemens.com

Order No.: 111364897
SI-EP-CC-CPPL-112020
(This replaces SI-CP-CC-PL-FY20)

Customer Care Toll free no. 1800 209 0987
Email: ics.india@siemens.com

Rourkela
Quarter No. L/115, 2nd Floor
Basanti Colony, Phase - I
Rourkela - 769012, Odisha
Mobile: +91 8124050733
E-mail: anand.mazumdar@siemens.com

Rudrapur
Shanti Vihar Colony, Chatarpur Road
Opposite Dr. Pandey Hospital
Rudrapur - 261553
Distt. Udham Singh Nagar, Uttrakhand
Mobile: +91 9839174578
E-mail: girish.pandey@siemens.com

Rudrapur
Flat No. 202, Tower Indus 'B'
Omaxe Reviera Ltd.
Rudrapur - 261353, Uttarakhand
Mobile: +91 9695890001
E-mail: omkar.tiwari@siemens.com

Salem
Rajagiraham, Lumbini illam, No. 20
Palaniappan Nagar, Hasthampatti
Salem - 636007
Mobile: +91 9952389893
E-mail: b.saravanan@siemens.com

Siliguri
147 Lala Lalpat Rai Road, Haider para
Siliguri - 734001, West Bengal
Mobile: +91 7278842360
E-mail: abhishek.kar@siemens.com

Sonepat
H.No. 1103, 1st Floor, Sector-14, Sonepat
Haryana - 131001
Mobile: +91 9855526122
E-mail: kumar.manish@siemens.com

Sriperumbudur
A-53, 5th Floor, Krishna Apartment
Changalpet Road, Sriperumbudur
Kanchipuram Dist - 602105
Mobile: +91 9791045280
E-mail: murugaraj.s@siemens.com

Surat
E-203, Legend Harmony,
Opp. Swastik Villa, Pal
Surat - 395009
Mobile: +91 9879110276
E-mail: rahul.gangrade@siemens.com

Surat
I/A, Navrachana Society, Opp.D.K.Park
Bhatar Road, Surat - 395001
Mobile: +91 9879510191
E-mail: mitul.kapadia@siemens.com

Thirissur
Plot No. 12, Cherakekaran House
Unity Nagar, Kuniachira P.O, Thirissur
Kerala - 680006
Mobile: +91 9947957839
E-mail: nobin.babu@siemens.com

Trichy
Flat No.102, 'B' Block, 2nd Floor
Vignesh Empire Apartments, Salai Road
Woraiyur, Trichy - 620003
Mobile: +91 8056025127
E-mail: ponnilavanan.p@siemens.com

Udaipur
A-39, First Floor, New Ahinsapuri
Fatehpura, Udaipur
Rajasthan - 313004, India
Mobile: +91 8696222212
E-mail: rohit.nandan@siemens.com

Vapi
Flat No. 501, Ruby Heights Apartment
Near Aadiitya Hospital, Chala Vapi
District Valsad 396191
Mobile: +91 9768738186
E-mail: mukhtar.khan@siemens.com

Vapi
Flat No 302, 3rd Floor, Samrajya-IV
Royal Residency, Gokul Vihar Township
Charwad Road, Taluka - Pardi, Dist. Valsad
Vapi - 396195
Mobile: +91 9825147957
E-mail: rohit.darji@siemens.com

Vijayawada
Sarada Nilayam, D.No 21-5-44
2nd floor, Front Portion
Vanapalivari Street, Opp RCM Church
Muthyalampau, Vijayawada - 520011
Mobile: +91 9642351144
E-mail: venkateshwar.d@siemens.com

Product upgradation is a continuous process. Hence, data in this pricelist is subject to change without prior notice. For the latest information, please get in touch with our Sales Offices.